

I·B·K



PRODUCT CATALOGUE

PRODUCT CATALOGUE

Version 3

IBK	phone +49 (0)2324 974 330
Ingenieur-Büro Kötter GmbH	fax +49 (0)2324 974 359
Am Leveloh 13	www.ibk-technik.de
D-45549 Sprockhövel	info@ibk-technik.de

Business executives:
 Dipl.-Ing. Uwe Kötter, M.Sc. Marcel Kötter
 Registered office: D-45549 Sprockhövel
 Controlling authority: District court Essen 89 HRB 15536

IBK ON THE INTERNET:



Website



LinkedIn



All information in this catalogue is for your first impression. Technical data and product design can change without notification. Printed colors of our products can be different from real products. We assess, that all products can be changed, optimized and out of sale without any notification.

All content in this catalogue is protected by law. You are not allowed to copy any content without our permission. This applies especially for use in business. Please contact us, if you need more information, or if you want to be a business associate of IBK.

©IBK, Ingenieur-Büro Kötter GmbH • Design, layout, photos: pro-e-fact / www.pro-e-fact.de

IBK GmbH	4		
Modular systems	6		
Modular piston pumps	8		
Piston pumps 30-20 up to 75-160	10		
Piston pumps 4-220 up to 30-640	11		
Advices for piston pumps	12		
Modular spraying systems	13		
Spray-Packs	14		
Barrel pumps	15		
Electric pumps • Membrane pumps	16		
Regulators • Manometers	17		
Air regulators	18		
Fluid regulators	19		
Manometers	20		
Trolleys • Brackets	21		
Trolleys	22		
Elevators	23		
Wall brackets	25		
Suction systems	27		
Suction elbows	28		
Suction tubes • Filters	29		
Suction hoses flexible	30		
Suction cups	31		
Stainless 6l / Plastic 6l	32		
Stainless 25l / 30l • Accessories	33		
Check valves	35		
Suction systems • Material outlet	36		
Agitators	37		
Agitators with vane motors	38		
Agitators with ECO-LINE motors	39		
Individual agitators	40		
Motor efficiency test	41		
Air driven vane motors	42		
ECO-LINE motors	43		
Connectors • Shafts	44		
Agitator stirring elements	45		
Container lids	46		
Brackets • Traverses	47		
Special adaptors • Adaptors • Access.	48		
Filter systems	49		
HP-Filters • Options	50		
HP-double filters • Filter inserts	51		
Inline filters • Plug in filters	52		
Distributors	53		
Fast coupling • Flushing valve	54		
Y-distributors • Mixers	55		
Ball valves	56		
Handheld spray guns	57		
Handheld spray guns	58		
Tips	59		
Ball bearing swivel joints	60		
Automatic spray guns • Valves	61		
Distributor blocks	64		
Options	65		
Adaptors • Connectors	67		
Standard adaptors	68		
Double connectors • Reducers	69		
Double conn. • Adaptors adjustable	70		
Hoses	71		
HP-hoses • LP-hoses	72		
Cleaning • Maintenance	73		
Cleaning accessories	74		
Lubricant • Anti-freeze	74		
IBK Lines	75		
Overview	76		
Basic Line	78		
Spray-Pack Line	79		
Advance Line	80		
Master Line	81		
Heavy Line	82		
Extreme Line	83		
2K/3K application systems	84		
Legal notices	85		
Legend	86		

Made by IBK

Our family-operated IBK team can draw on the experience in construction and manufacturing of nearly 70 years. In all the time we always have integrated newest technologies. The passion for spray systems, complete painting systems and components for user-friendly surface coating is realized from our specialists every day.

From our principal office in Sprockhövel, Germany, we supervise our international network of business partners and develop optimized customer solutions in close contact with our partners. To achieve this goal, we demand highest standards of ourself, our products and our services.

The IBK customer promise and the advantages for you:



Flexibility

Our product portfolio is based on a complete modular system, in which individual custom requirements can be implemented easily. Every IBK air driven motor can be combined with every IBK hydraulic section - this offers over 70 combinations. Even if your production requirements are changing, only the

motor or the hydraulic part can be changed without the need to renew the complete piston pump or spray system. Another advantage is that all piston pumps can be modified from a stationary wall mounting to a mobile system on a trolley.

Elevators for all containers up to 1000l (IBC) in combination with suitable agitators offer much more individual possibilities.





Sustainability

Elaborated constructions, optimized manufacturing and continuous advancement lead to economically and resource-saving production of all of our components. We can provide highest quality standards and longlife usability with sturdy and perfectly selected materials in all IBK products. Our goal is a long-term business relation with customers and partners, which can grow with time. The IBK quality standard is confirmed by our certification of Bureau Veritas.



Ability to react

A sustained production is the base for long-dated competitiveness. Our optimized storage system for components and spare parts enables shortest delivery times. Normally spare parts are delivered on the day of ordering to our business partner or directly to the end customer.

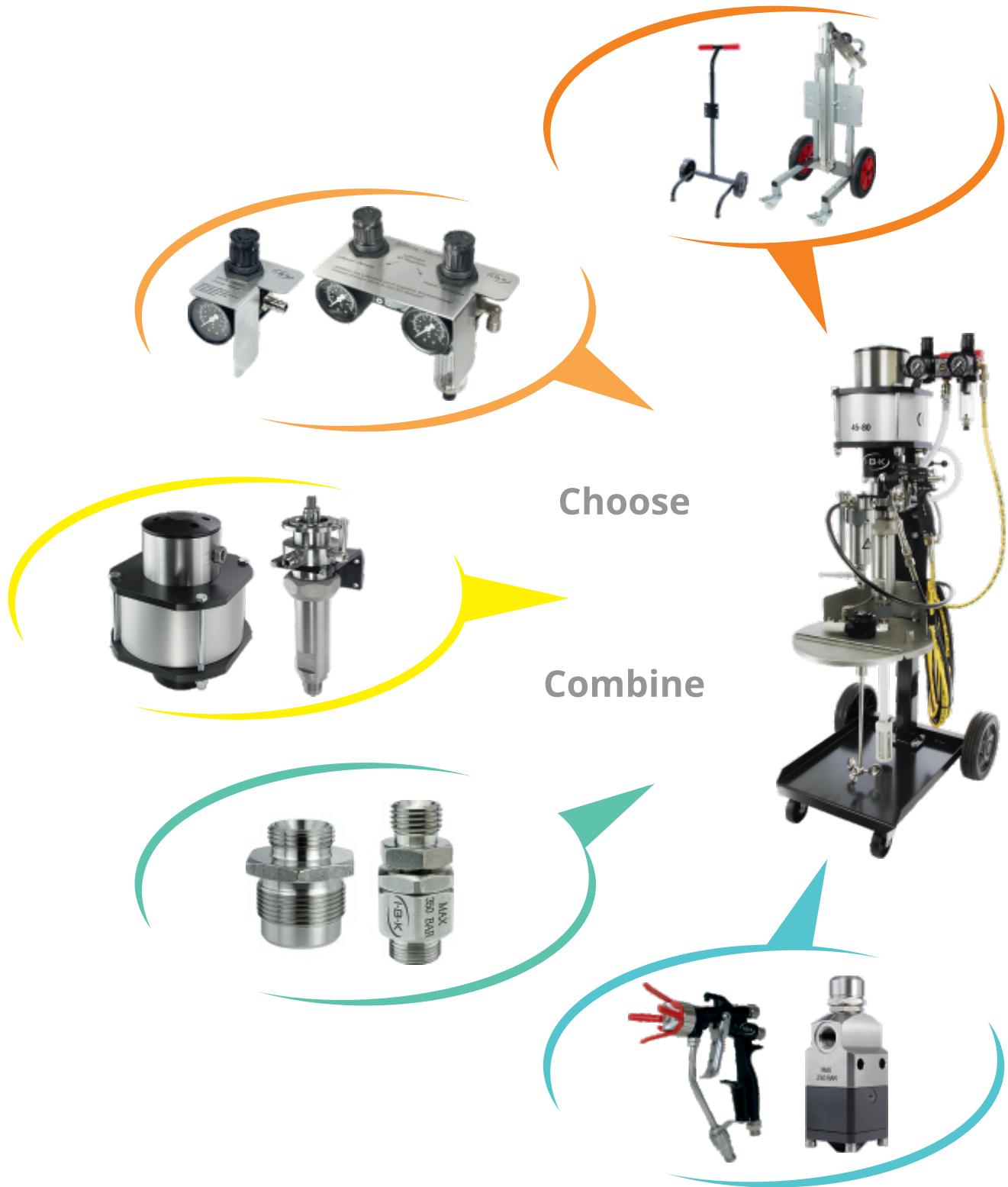


Reliability

A fair and collaborative business relation is a key feature of our philosophy. We rely on the highest transparency and consistant traceability of all processes.

We are looking ahead! Therefore we are in close communication with our worldwide partners and customers to optimize our products and services continuously.

Our modular systems allow you to build cost-efficient system solutions, which are perfectly configured for your individual production requirements.




With the IBK modular systems your spraying equipment can be easily adapted to future requests in manufacturing - without changing everything.



Upgrade



Change



With our modular systems we also go one step further on piston pumps. Air driven motors and hydraulic sections can be combined flexibly. This offers various possibilities of system expansion and conversion at any time.



Maximum flexibility
Maximum efficiency
Individual systems

Perfection starts with design. Carefully selected materials and absolutely no compromises in manufacturing - that is the IBK high-end standard. A permanent stock of spare parts minimizes service- and repair times.



Individual upgrading
Low cost system changes
Customizable components

Piston pumps

Type	Hydraulic section		Air driven motor		Weight	Item no.
i-Q	Description	Pressure [bar] [#]	Description	Consumption [l/DS]	[kg]	
30-20	P20	240	D80	4,6	12,2	4103020
40-20	P20	320	D100	7,4	12,7	4104020
75-20	P20	450**	D125	11,7	13,7	4107520
20-35	P35	160	D80	4,6	12,0	4102035
30-35	P35	240	D100	7,4	12,5	4103035
40-35	P35	320	D125	11,7	13,5	4104035
65-35	P35	390	D160	19,4	15,0	4106535
12-50	P50	96	D80	4,6	13,6	4101250
20-50	P50	160	D100	7,4	14,1	4102050
30-50	P50	240	D125	11,7	15,1	4103050
45-50	P50	360	D160	19,4	16,6	4104550
75-50	P50	450**	D200	30,5	18,9	4107550
8-80	P80	64	D80	4,6	14,9	4100880
12-80	P80	96	D100	7,4	15,4	4101280
20-80	P80	160	D125	11,7	16,4	4102080
30-80	P80	240	D160	19,4	17,9	4103080
45-80	P80V	360	D200	30,5	21,2	4104580
75-80	P80SV	450**	D250	48,0	38,3	4107580
5-110	P110	40	D80	4,6	15,6	4105110
8-110	P110	64	D100	7,4	16,1	4108110
12-110	P110	96	D125	11,7	17,1	4112110
20-110	P110	160	D160	19,4	18,6	4120110
33-110	P110	264	D200	30,5	20,9	4133110
54-110	P110SV	324**	D250	48,0	39,7	4154110
80-110	P110SV	480**	D320	77,0	47,7	4180110
6-160	P160	48	D80L	9,2	18,0	4106160
10-160	P160	80	D100L	14,8	18,5	4110160
18-160	P160	144	D125L	23,4	19,9	4118160
30-160	P160	240	D160L	38,8	21,3	4130160
45-160	P160V	360	D200L	61,0	25,5	4145160
75-160	P160SV	450**	D250LS	96,0	44,4	4175160

[#] Efficiency depends on material, ****** Explanations and technical facts on page 12

Piston pumps

Type	Hydraulic section		Air driven motor		Weight	Item no.
i-Q	Description	Pressure [bar] [#]	Description	Consumption [l/DS]	[kg]	
4-220	P220	32	D80L	9,2	19,0	4104220
6-220	P220	48	D100L	14,8	19,5	4106220
12-220	P220	96	D125L	23,4	20,9	4112220
20-220	P220	160	D160L	38,8	22,3	4120220
33-220	P220	264	D200L	61,0	24,9	4133220
54-220	P220SV	324**	D250LS	96,0	45,9	4154220
80-220	P220SV	480**	D320LS	154,0	54,5	4180220
2-320	P320S	16	D80LS	9,2	38,2	4102320
5-320	P320S	40	D100LS	14,8	38,7	4105320
10-320	P320S	80	D125LS	23,4	40,1	4110320
15-320	P320S	120	D160LS	38,8	41,4	4115320
25-320	P320S	200	D200LS	61,0	44,1	4125320
38-320	P320	228**	D250L	96,0	60,0	4138320
63-320	P320	378**	D320L	154,0	68,6	4163320
3-440	P440S	24	D100LS	14,8	38,1	4103440
6-440	P440S	48	D125LS	23,4	39,5	4106440
10-440	P440S	80	D160LS	38,8	40,9	4110440
18-440	P440S	144	D200LS	61,0	43,5	4118440
28-440	P440	168**	D250L	96,0	59,4	4128440
45-440	P440	270**	D320L	154,0	68,0	4145440
3-640	P640S	24	D125LS	23,4	49,9	4103640
6-640	P640S	48	D160LS	38,8	51,3	4106640
8-640	P640S	64	D200LS	61,0	53,9	4108640
15-640	P640	90**	D250L	96,0	69,8	4115640
30-640	P640	180**	D320L	154,0	78,4	4130640

[#] Efficiency depends on material, ****** Explanations and technical facts on page 12

Advices for piston pumps

Product advantages:

All of our piston pumps conform to strict industry standards and all hydraulic sections are made from high-grade stainless steel. Longlife and robust constructions guarantee minimal service effort. With our modular system you can mostly combine all hydraulic sections with all of our air driven motors. This ensures the flexibility to change only the motor or the hydraulic section, if your manufacturing requirements are changing. With optional material selection and special surface processing, IBK piston pumps can be used within the food and pharmaceutical industry.

- The material output is adjustable (45°-steps) for flexible positioning
- The lubricant chamber can be filled variably
- The lubricant inspection glass shows the fluid level and condition of the lubricant
- With optional shroud with G2 connection an air gate to emission-free areas is possible
- All piston pumps are equipped with a secure valve and set to 8 bar, **6 bar or on customer request

Compressed air connection:

- Air driven motors D80 - D200L = G3/8i
- Air driven motors D250 - D320L = G1i

Material input:

- Hydraulic sections P20 - P220 = M36x2o IC60°
- Hydraulic sections P320 - P640 = G1¼i or on request M36x2o IC60°

Material output:

- Hydraulic sections P20 - P640 = M22x1,5i - with adjustable double connector: M16x1,5o IC60° or G3/8o IC60°
- Hydraulic sections P320 - P640 optional adapted to G3/4i

- Air driven motors D80 - D320 = Stroke 64mm
- Air driven motors D80L - D320L = Stroke 128mm
- Air driven motors D125LS - D320LS = changed adapting (air driven motor - hydraulic section)
- Hydraulic sections P20 - P110 = Stroke 64mm
- Hydraulic sections P160 - P640 = Stroke 128mm
- Hydraulic sections P80S - P640S = changed adapting (air driven motor - hydraulic section)

With the additional „Spray-Pack“ (SP) the air driven motors D80 - D200 and the hydraulic sections P20 - P110 are working within several combinations. The additional „V“ marks the enhanced version, made for extreme conditions.

Delivery scope:

- Piston pump, wall bracket, secure valve, 250 ml lubricant, manual, parts list, sectional drawing and the certificate of conformity (COC)

Table legend:

- Type = Designation of transmission and conveying capacity per double stroke
- i = Ratio of the effective piston surface (air driven motor : hydraulic section)
- Q = Conveying capacity, cm³ per double stroke
- bar = Feed pressure max. on 8 bar or **6 bar working pressure on the air driven motor
- l/DS = Consumption of the air driven motor on 6 bar (litre per double stroke)

MODULAR SPRAYING SYSTEMS



Spray-Pack



Item	Item no. ¹
<p>Spray-Pack consisting of:</p> <ul style="list-style-type: none"> • Piston pump (incl. wall bracket, lubricant) • Double air regulator 0 - 10 bar • Suction cup 6l - plastic • Safety plate, hose and accessories 	
• Spray-Pack 12-50	4301250
• Spray-Pack 20-35	4302035
• Spray-Pack 20-50	4302050
• Spray-Pack 30-20	4303020
• Spray-Pack 30-35	4303035
• Spray-Pack 30-50	4303050
• Spray-Pack 40-20	4304020
• Spray-Pack 40-35	4304035
• Spray-Pack 45-50	4304550
• Spray-Pack 75-50	4307550
• Spray-Pack 30-80	4303080
• Spray-Pack 33-110	4333110
<p>Options for Spray-Pack:</p> <ul style="list-style-type: none"> • Trolley „Standard“ • Suction cup 6l - stainless steel • Suction cup 6l - incl. agitator type AR 0,75Nm - 0,35kW • Check valve for suction cup 6l, 25l and 30l • Return hose PN20 - DN9 <ul style="list-style-type: none"> ◦ 0,87m - SN G3/8 SC - 180° elbow • Twin hose - textile - PN270/10 - DN4/6 - stainless steel <ul style="list-style-type: none"> ◦ 7,5m - 2x SN M16x1,5 SC - 2x SN G1/4 SC ◦ 15,0m - 2x SN M16x1,5 SC - 2x SN G1/4 SC • HP-hose PN 260 - DN5 <ul style="list-style-type: none"> ◦ 7,5m - 2x SN G1/4 SC • HP-filter PN500 - DN9 - 114 - BV 2x G3/8o IC60° - In/Out* • HD-filter insert - Ø 27 - 114 - 40 up to 530 µm* • Inline filter PN250 - M16x1,5o IC60° - lateral conn. G1/4i <ul style="list-style-type: none"> ◦ Item no. 3130520 with swivel joint ◦ Item no. 3130520 with ball valve • Plug in filter long for inline filter - 50 bis 300 µm* 	2005018 s 3141802 s 3141816 s 1028010 s 0036802 s 2300806 s 2300807 s 2300821 s page 50 page 51 3130520 s 3130540 s 3130560 s page 52
<p>Special options for Spray-Packs 30-80 und 33-110:</p> <ul style="list-style-type: none"> • Trolley type 630 - lockable steering rollers (p. 20) • Suction cup 25l - stainless steel • Suction cup 30l - plastic 	2005060 s 3141829 s 3141823 s
<p>For all Spray-Packs usable airless- and air-combi spray guns (p. 58) and tips (p. 59)</p>	
* as required	

Barrel pumps

Item	Item no. ¹
Barrel pump - stainless steel - EPDM for G2"- i= 1:1-G3/4"-8bar - max. 35l/min - 1000mm tube for max. 200l container incl. barrel screw connection	4702040 s
Barrel pump - steel - PTFE for G2"- i= 1:1-G3/4"-8bar - max. 35l/min - 950mm tube for max. 200l container incl. barrel screw connection	4702037 s
Barrel pump - stainless steel - EPDM for G2"- i= 3:1-G1/2"-24bar - max. 15l/min - 1000mm tube for max. 200l container incl. barrel screw connection	4702041 s
Barrel pump - steel - PTFE for G2"- i= 3:1-G1/2"-24bar - max. 15l/min - 950mm tube for max. 200l container incl. barrel screw connection	4702054 s
Barrel pump - steel - NBR for G2"- i= 5:1-G1/2"-40bar - max. 15l/min - 750mm tube for max. 60l container incl. barrel screw connection	4702035 s
Barrel pump - steel - NBR for G2"- i= 5:1-G1/2"-40bar - max. 15l/min - 950mm tube for max. 200l container incl. barrel screw connection	4702025 s
Barrel pump - steel - NBR for G2"- i= 10:1-G1/2"-80bar - max. 6l/min - 450mm tube for max. 30l container incl. barrel screw connection	4702055 s
Barrel pump - steel - NBR for G2"- i= 25:1-G1/2"-200bar - max. 4l/min - 750mm tube for max. 60l container incl. barrel screw connection	4702053 s
Barrel pump - steel - NBR for G2"- i= 50:1-G1/4"-400bar - max. 3l/min - 950mm tube for max. 200l container incl. barrel screw connection	4702038 s
Max. air inlet pressure for all barrel pumps 8bar	



Barrel pumps with sealings made of PTFE, EPDM and Viton on request
Barrel screw connections seperately available on request
Other versions - e.g. for IBC-container - on request
LP-regulators (p. 19)

Electric airless spraying system

	Item	Item no. ¹
 <p data-bbox="243 1290 558 1317">Other versions on request</p>	<p>Electric airless spraying system IBK Q190</p> <ul style="list-style-type: none"> • Motor 0,7 kW, max. pressure 207 bar • Max. flow rate 1,9 l/min • Max. tip size 0,021" • Bracket • Power supply 230V <p>Scope of delivery: IBK Q190, spray gun Q245, tip 519 or on request & holder, HP-hose textile DN6 - 7,5m - 1/4" & 1m whip (no pic.)</p>	4703000
	<p>Electric airless spraying system IBK Q290</p> <ul style="list-style-type: none"> • Motor 1,3 kW, max. pressure 207 bar • Max. flow rate 2,9 l/min • Max. tip size 0,027" • Trolley • Power supply 230V <p>Scope of delivery: IBK Q290, spray gun Q245, tip 519 & 310 or on request & holder, HP-hose textile DN6 - 15m - 1/4" & 1m whip</p>	4703002
	<p>Electric airless spraying system IBK Q550</p> <ul style="list-style-type: none"> • Motor 1,5 kW, max. pressure 227 bar • Max. flow rate 5,5 l/min • Max. tip size 0,031" • Trolley • Power supply 230V <p>Scope of delivery: IBK Q550, spray gun Q245, tip 519 & 531 or on request & holder, HP-hose textile DN10 - 15m - 1/4" & 1m whip (no pic.)</p>	4703004

Double membrane pumps

	Item	Item no. ¹
	<p>Double membrane pump corrosion-resistant version,</p> <ul style="list-style-type: none"> • Pressure ratio (i) 1:1 • Material pressure Pmax 8 bar • Fluid output (Q) 24 l/min • Input / output connection G1/2i • Air section = Aluminium / Bronze • Material section = Stainless steel / PTFE / PP <p>Delivery scope: Pump, control valve, manual</p>	7000200 s
	<p>Double membrane pump</p> <ul style="list-style-type: none"> • Pressure ratio (i) 1:1 • Material pressure Pmax 8 bar • Fluid output (Q) 24 l/min • Input / output connection G1/2i • Air section = Aluminium / Bronze • Material section = Aluminium / PTFE / PP <p>Delivery scope: Pump, control valve, manual</p>	7000100 s

REGULATORS MANOMETERS



Air regulators



pictures similar



pictures similar

Item	Item no. ¹
Air regulator for Airless Control range 0-10 bar - with manometer (bar, psi) - 7,2 plug - G3/8o	3500801 s
Air regulator for Airless Control range 0-10 bar - with manometer (bar, psi) - incl. safety plate with safety instructions - 7,2 plug - G3/8o	3500828 s
Safety plate for regulator with safety instructions (without regulator)	0004907 s
Air regulator for Airless (no pic.) Control range 0-12 bar - with manometer (bar, psi) - G1i - G1i	3500809 s
Twin air regulator for Air-Combi Control range 0-10 bar - with 2 manometers (bar/psi) - incl. water seperator - 7,2 plug - G3/8o - G1/4o IC60°	3500802 s
Twin air regulator for Air-Combi Control range 0-10 bar - with 2 manometers (bar/psi) - incl. water seperator - incl. safety plate with safety instructions - 7,2 plug - G3/8o - G1/4o IC60°	3500829 s
Safety plate for twin air regulator with safety instructions (without regulator)	0004908 s
Air-stop safety valve PN10 - 2x G1/2i - with reset control valve for preventing dry operation - manually configurable	1028004 s
Other versions on request	

Material regulators

Item	Item no. ¹	
<p>Low pressure regulator PN 20 - control range 0-10 bar - mechanical - stainless steel - In G3/8o IC60° - Out G3/8o IC60° - G1/4i for manometer</p> <ul style="list-style-type: none"> • with manometer • with manometer - HM seat • without manometer • without manometer - HM seat 	<p>6000010 s 6000018 s 6000011 s 6000017 s</p>	
<p>Low pressure regulator PN 20 - control range 0-10 bar - pneumatic - stainless steel - In G3/8o IC60° - Out G3/8o IC60° - G1/4i for manometer</p> <ul style="list-style-type: none"> • with manometer • with manometer - HM seat • without manometer • without manometer - HM seat 	<p>6000012 s 6000019 s 6000013 s 6000015 s</p>	
<p>Fluid pressure regulator PN250 - stainless steel - In M16x1,5i - Out M16x1,5o IC60° - M16x1,5i for manometer</p> <ul style="list-style-type: none"> • control range 10-70 bar • control range 70-140 bar • control range 110-250 bar 	<p>3500826 3500806 3500816</p>	
<p>Fluid pressure regulator PN250 - stainless steel - In M16x1,5i - Out M16x1,5o IC60° - G1/2 for membrane manometer</p> <ul style="list-style-type: none"> • control range 10-70 bar • control range 70-140 bar • control range 110-250 bar 	<p>3500832 3500833 3500818</p>	
<p>Fluid back pressure regulator PN250 - stainless steel - In M16x1,5i - Out M16x1,5i - M16x1,5i for manometer</p> <ul style="list-style-type: none"> • control range 10-70 bar • control range 70-140 bar • control range 110-250 bar <p>Other versions on request</p>	<p>3500827 3500807 3500817</p>	

Manometer

Item	Item no. ¹
<p>Manometer</p> <ul style="list-style-type: none"> • PN 0 - 12bar - Ø 50 - G1/8a back - plastic - for air- and double air regulator • PN 0 up to -1bar - Ø 63 - G1/4o bottom - for vacuum measuring 	<p>2700810 s 2700806 s</p>
<p>Manometer - stainless steel</p> <ul style="list-style-type: none"> • PN 0 - 10bar - Ø 63 - G1/8 bottom • PN 0 - 250bar - Ø 63 - G1/4 bottom - GLY 	<p>2700811 s 2700804 s</p>
<p>Manometer with membrane - stainless steel</p> <ul style="list-style-type: none"> • PN 0 - 250bar - Ø 63 - G1/2 bottom - GLY • PN 0 - 400bar - Ø 63 - G1/2 bottom - GLY 	<p>2700817 s 2700818 s</p>
<p>Manometer combination complete - stainless steel</p> <ul style="list-style-type: none"> • PN 0 - 250bar - SN M16x1,5o IC60° - M16x1,5 SC - GLY - incl. manometer 2700804 	<p>2700801 s</p>
<p>Manometer combination for vacuum measuring complete</p> <ul style="list-style-type: none"> • PN 0 up to -1bar - SN M36x2 SC60° - incl. manometer 2700806 - for proofing hydraulic sections 	<p>2700805 s</p>
<p>Manometer mounting complete - incl. sealing ring - stainless steel</p> <ul style="list-style-type: none"> • G3/8o IC60° - G1/4i <p>Optional: Manometer (Item no. 2700804)</p>	<p>1007025</p>

[Other versions on request](#)



Item 2700801



Item 2700805



Item 1007025





TROLLEYS • BRACKETS



Bracket • Trolleys

	Artikel	Artikel Nr. ¹
	<p>Bracket „Light version“ epoxy-enhanced - for piston pumps with hydraulic sections P20 up to P50</p>	<p>2005023 s</p>
	<p>Trolley „Standard“ steel - epoxy-enhanced - for piston pumps with hydraulic sections P20 up to P220 and all Spray-Pack versions</p>	<p>2005018 s</p>
	<p>Trolley „Standard“ steel - epoxy-enhanced - for double membrane pumps - with height-adjustable mounting plate</p>	<p>2005052 s</p>
	<p>Trolley „Type 630“ steel - epoxy-enhanced - for all piston pumps and other accessories</p>	<p>2005021 s</p>
	<p>Trolley „Type 630“ steel - epoxy-enhanced - for all piston pumps and other accessories - with lockable steering rollers (Seite 24)</p> 	<p>2005060 s</p>
<p>Other versions on request</p>		

Elevators

Item	Item no. ¹	
<p>Stand complete for agitators - height-adjustable - 10kg - 700 stroke - 30L container on base plate</p>	2005903 s	
<p>Manual elevator - stationary - 25kg - 480 stroke - on base plate (no pic.)</p>	2005926 s	
<p>Pneumatic elevator - stationary - 50kg - 425 stroke - on base plate (no pic.)</p>	2005927 s	
<p>Manual elevator - stationary - steel - epoxy-enhanced - 25kg - 480 stroke</p>	2005020 s	
<p>Manual elevator - mobile - steel - epoxy-enhanced - 25kg - 480 stroke - 30l container</p>	2005016 s	
<p>Pneumatic elevator - stationary - steel - epoxy-enhanced - 50kg - 425 stroke</p>	2005802 s	
<p>Pneumatic elevator - mobile - steel - epoxy-enhanced - 50kg - 425 stroke - 30l container</p>	2005801 s	
<p>Options:</p> <ul style="list-style-type: none"> • Wall bracket - elevator 25/50kg - top • Wall bracket - elevator 25/50kg - bottom • Mounting plate - container lid and <ul style="list-style-type: none"> • piston pumps with hydraulic sec. P20 bis P110 • piston pumps with hydraulic sec. P160 bis P220 • Container lid - foldable - <ul style="list-style-type: none"> Ø 350 - 80 - Ø 55 - Ø 28,5 - G3/8i - mounting - universal hole pattern (p. 46) • Safety control (elevator / agitator) • Container centering - manual / pneumatic elevator 25/50kg - 30l container - adjustable • Rotary plate - 90° snap-in - for all stationary elevators 25/50kg (no pic.) 	<p>2005810 2005971 3141820 s 3141821 s 0051290 s 2005892 s 2005965 s 2005992 s</p>	
<p>Piston pumps (p. 10-11) Agitators (p. 38-40) / Mountings (p. 47)</p>		

Elevators



* Safety control, mounting plate and base plate optional



* Safety control, mounting plate, assembly kit, container centering and base plate (no fig.) optional

Item	Item no. ¹
<p>Pneumatic elevator - stationary - aluminium - 100kg</p> <ul style="list-style-type: none"> • 550 stroke - 30l container • 950 stroke - 200l container and IBC-container 	<p>2005883 s</p> <p>2005813 s</p>
<p>Options:</p> <ul style="list-style-type: none"> • Base plate with container centering - 200l • Wall bracket top • Wall bracket bottom • Safety control without agitator • Safety control with agitator • Safety control with agitator and timer • Mounting plate - container lid or IBK piston pump with hydraulic section P20 - P110 • Mounting plate - all IBK piston pumps • Container centering - 30l container - adjustable • Container centering - 200l container - adjustable • Mounting plate - container lid and piston pumps with hydraulic section P20 - P110 • Mounting plate - container lid and piston pumps with hydraulic section P160 - P220 • Container lid - Ø 630 - 200 - Ø 60 - Ø 28,5 - G3/8i - mounting - universal hole pattern (p. 46) 	<p>2005871 s</p> <p>2005835 s</p> <p>2005919 s</p> <p>2005880 s</p> <p>2005821 s</p> <p>2005964 s</p> <p>2005820 s</p> <p>2005872 s</p> <p>2005920 s</p> <p>2005825 s</p> <p>3141820 s</p> <p>3141821 s</p> <p>0051826 s</p>
<ul style="list-style-type: none"> • Trolley „Type 630“ - epoxy-enhanced steel - with lockable steering rollers - for elevators 2005883 and 2005813 (see above) 	<p>2005060 s</p>
<ul style="list-style-type: none"> • Trolley „Type 630“ (p. 22) like 2005060 but without lockable steering rollers 	<p>2005021 s</p>
<p>Options - trolley „Type 630“</p> <ul style="list-style-type: none"> • Assembly kit - trolley „630“ with pneumatic elevator 100kg consisting of base plate, retainer bracket and accessories • Base plate (mounting on top) • Base plate (mounting on bottom) incl. braces (only usable for trolley „630“ without lockable steering rollers) 	<p>2005365 s</p> <p>2005362 s</p> <p>2005360 s</p>
<p>Piston pumps (p. 10-11) Agitators (p. 38 - 40) Other versions on request</p>	

Wall brackets for piston pumps

Items	Item no.	
<p>Wall bracket - epoxy-enhanced - steel for piston pumps with hydraulic sections:</p> <ul style="list-style-type: none"> • P20-P50 / P20 Spray-Pack - P110 Spray-Pack 	2005804	
<p>Wall bracket - epoxy-enhanced - steel for piston pumps with hydraulic sections:</p> <ul style="list-style-type: none"> • clamping range Ø72-Ø76 - P80 - P220 • clamping range Ø56-Ø62 	2005810 2005856	
<p>Wall bracket - epoxy-enhanced - steel for piston pumps with hydraulic sections:</p> <ul style="list-style-type: none"> • clamping range Ø85 - Ø91 - P320S - P640S 	2005840	
<p>Wall bracket - epoxy-enhanced - steel for piston pumps with air driven motors:</p> <ul style="list-style-type: none"> • D250 - D320L <p>Other versions on request</p>	2005837	
<p>All IBK wall brackets are made for direct mounting on IBK trolleys. On ordering of a complete piston pump, the correlating wall bracket is included in delivery.</p>		

In these business segments IBK technology is used successfully.

**Metal
construction**

Automotive

Handicraft

**Machine
building**

**Wood &
Furniture**



Plastics

Agricultur

Offshore

Food

Pharmaceutics

SUCTION SYSTEMS



Suction elbows • Distributors

	Item	Item no. ¹
	<p>Suction elbow 180° - stainless steel</p> <ul style="list-style-type: none"> • Ø 21,3 - M36x2o IC60° - SN G3/4 SC60° • Ø 21,3 - M36x2o IC60° - SN G3/4 SC60° - incl. adapter to M25x1o IC60° • Ø 21,3 - M36x2o IC60° - SN M26x1,25 SC60° • Ø 26,9 - M36x2o IC60° - SN M36x2 SC60° 	<p>3150016 s</p> <p>3150007 s</p> <p>3150025 s</p> <p>3141805 s</p>
	<p>Suction elbow 90° - stainless steel</p> <ul style="list-style-type: none"> • Ø 21,3 - M36x2o IC60° - G1/2o • Ø 26,9 - M36x2o IC60° - G3/4o 	<p>3150010 s</p> <p>3142120 s</p>
	<p>Suction elbow 90° - stainless steel</p> <ul style="list-style-type: none"> • Ø 21,3 - M36x2o IC60° - SN G3/4 SC60° • Ø 26,9 - M36x2o IC60° - SN M36x2 SC60° - Length 150mm - short version 	<p>3141833 s</p> <p>3141825 s</p>
	<p>T-connector - stainless steel</p> <p>M36x2o IC60° - SN M36x2 SC60° - M36x2o IC60°</p> <ul style="list-style-type: none"> • for suction cup and suction hose • for 2x suction cup (no pic.) • for 2x suction hose (no pic.) 	<p>3142110 s</p> <p>3141806 s</p> <p>3142130 s</p>
	<p>T-connector with drain system for circulation of the material - stainless steel</p> <ul style="list-style-type: none"> • SN M36x2 SC60° - M36x2o IC60° - M16x1,5o IC60° - ball valve 2x G3/8o IC60° - adjustable • SN M36x2 SC60° - G1o IC60° - M16x1,5o IC60° - ball valve 2x G3/8o IC60° - adjustable <p>* Back pressure regulator not included (p. 19)</p>	<p>3141803 s</p> <p>3141855 s</p>
	<p>Distributor LP - DN20 - for 4 suction cups 6L or flexible suction systems - stainless steel</p> <ul style="list-style-type: none"> • 5x G3/4i - G3/8i <p>Other versions on request</p>	<p>2005980 s</p>

Suction tubes rigid

Item	Item no.
Suction tube - Ø 22,0 - plastic	
• 292 - SN M36x2 SC60° - SF 1800µm	3141012
• 292 - SN M36x2 SC60° - SF 1000µm	3141013
• 420 - SN M36x2 SC60° - SF 1800µm	3141001
• 420 - SN M36x2 SC60° - SF 1000µm	3141002
• 420 - SN M30x1,5 SC60° - SF 1800µm	3141008
• 420 - SN M30x1,5 SC60° - SF 1000µm	3141009
• 420 - SN G3/4 SC60° - SF 1800µm	3141021
• 420 - SN G3/4 SC60° - SF 1000µm	3141022
Suction tube - Ø 26,9 - stainless steel	
• 420 - SN M36x2 SC60° - SF 1800µm	3141006
• 420 - SN M36x2 SC60° - SF 1000µm	3141007
• 820 - SN M36x2 SC60° - SF 1800µm	3141943

Also available with integrated check valve (p. 36)


Other versions on request



Filter for suction tubes and hoses

Item	Item no.
Suction filter - plastic - stainless steel - for tubes Ø 20-22 - Ø 48 - 125	
• 1800µm	2011103
• 1000µm	2011104
Suction filter - plastic - stainless steel - for tubes Ø 25,5 - Ø 48 - 125	
• 1800µm	2011114
• 1000µm	2011116
Suction filter - plastic - stainless steel - for tubes Ø 26-28 - Ø 48 - 125	
• 1800µm	2011101
• 1000µm	2011102

SF=suction filter (1000µm=fine, 1800µm=coarse)



Suction hoses flexible



	Item	Item no. ¹
	Suction hose - DN25 - 1m - pipe elbow 90° - SN M36x2 SC60° - suction elbow 90° - 500 • SF 1800µm • SF 1000µm	3142001 3142002
	Suction hose - DN25 - 1,7m - pipe elbow 90° - SN M36x2 SC60° - suction elbow 90° - 900 • SF 1800µm • SF 1000µm	3142003 3142026
	Suction hose - DN19 - 1m - pipe elbow 90° - SN G3/4 SC60° - suction elbow 90° - 500 • SF 1800µm • SF 1000µm	3142018 3142029
	Suction hose - DN25 - 1m - straight connection - SN M36x2 SC60° - suction elbow 90° - 500 • SF 1800µm • SF 1000µm	3142015 3142025
	Suction hose - DN19 - 1m - straight connection - SN G3/4 SC60° - suction elbow 90° - 500 • SF 1800µm • SF 1000µm	3142030 3142033
	Suction hose - DN25 - pipe elbow 90° - straight connection • SN M36x2 SC60° - SN M36x2 SC60° - 1,0m • SN M36x2 SC60° - SN M36x2 SC60° - 1,7m	3142005 3142006
	Suction hose - DN13 - straight connection - suction elbow 90° - 500 • SN M36x2 SC60° - M15x1o - 1,0m • SN M36x2 SC60° - M15x1o - 1,5m	3142004 3142013
	Suction filter - stainless steel • M15x1i - 15 Mesh • M15x1i - 30 Mesh • M15x1i - 60 Mesh • M28x1,5i - 15 Mesh • G1/2i - 60 Mesh • G3/4i - 60 Mesh • G1i - 30 Mesh	2011115 s 2011107 s 2011108 s 2011113 s 2011110 s 2011111 s 2011109 s
	Other versions on request	

SUCTION CUPS



Suction cups		
	Item	Item no. ¹
	<p>Suction cup 6l complete - plastic M36x2i (incl. sealing ring)</p>	3141810 s
	<p>Suction cup 6l complete - plastic black ATEX-version - M36x2i (incl. sealing ring) (no pic.)</p>	3141860 s
	<p>Suction cup 6l complete - stainless steel M36x2i (incl. O-ring)</p>	3141802 s
	<p>Suction cup 6l complete - stainless steel - incl. agitator type AR 0,75Nm/0,35kW - M36x2i (incl. O-ring)</p>	3141816 s
	<p>Suction cup 6l complete for hardener and 2K- material - incl. lid with glass - stainless steel (no pic.) M36x2i (incl. O-ring)</p>	3141847 s
	<p>Suction cup 6l complete for hardener and 2K- material - incl. lid with glass - incl. adsorption dehydrator - stainless steel M36x2i (incl. O-ring)</p>	3141846 s
	Other versions on request	

Suction cups

Item	Item no. ¹	
<p>Suction cup 30l complete - plastic - Ø 450 M36x2i (incl. sealing ring) - incl. fast coupling with filter and special seal (no pic.)</p>	3141823 s	
<p>Suction cup 25l complete - stainless steel M36x2i (incl. O-ring)</p>	3141829 s	
<p>Suction cup 25l complete - with lid for mounting an agitator (Ø 44,5) - stainless steel M36x2i (incl. O-ring) (no pic.)</p>	3141835 s	
<p>Suction cup 25l complete for hardener and 2K-material - incl. lid with glass - stainless steel M36x2i (incl. O-ring) (no pic.)</p>	3141859 s	
<p>Suction cup 25l complete for hardener and 2K-material - incl. lid with glass - incl. adsorption dehydrator - stainless steel M36x2i (incl. O-ring)</p>	3141850 s	
<p>Other versions on request</p>		
<p>Check valve for suction cup - IBK suction connection M36x2i (incl. O-ring) - stainless steel Easy changing of filled suction cups - perfect for often material changing and working with small quantity of material</p>	1028010 s	
<p>Catch basin</p>		
<p>steel painted with grate and skids</p>		
<ul style="list-style-type: none"> • for 1x 200l container - dim. 920 x 830 x 340 mm - 55 kg 	0051805 s	
<ul style="list-style-type: none"> • for 2x 200l container - dim. 1350 x 830 x 340 mm - 65 kg 	0051807 s	
<p>Heating coats and barrel heaters on request</p>		

Our services are an essential part of our customer satisfaction.

**Excellent
accessibility**

**Just in time
spare parts
delivery**

**Solution focused
support**



**Short
response time**

**Product
trainings**

**Repairs from
our distributors**


CHECK VALVES



Check valves		• Suction systems
	Item	Item no.
	<p>Check valve for suction system DN15 - stainless steel</p> <ul style="list-style-type: none"> • M26x1,5i • M28x1,5i <p>• Ø22i - suction tubes • Ø27i - suction tubes</p> <p>Note: The check valves above can be integrated in IBK-suction filters (p. 29)</p> <p>Check valve for suction system DN15 - release pin - stainless steel - Ø22i</p> <p>Other versions on request</p>	<p>1023897</p> <p>1023841</p> <p>1023873</p> <p>1023874</p> <p>1023893</p>

Check valves		• Material outlet
	Item	Item no.
	<p>Check valve PN350 - OP 1bar - DN4 - stainless steel</p> <ul style="list-style-type: none"> • G1/4o IC60° - G1/4o IC60° • G1/4o IC60° - M16x1,5o IC24° TO10 • G1/8o IC60° - M16x1,5o IC24° TO10 • M16x1,5o IC24° TO10 - G1/4o IC60° • M16x1,5o IC24° TO10 - M16x1,5o IC24° TO10 <p>Check valve PN500 - OP 1bar - DN8 - stainless steel</p> <ul style="list-style-type: none"> • M16x1,5i - M16x1,5i • G3/8i - G3/8i <p>Check valve PN500 - OP 10bar - DN8 - stainless steel</p> <ul style="list-style-type: none"> • M16x1,5i - M16x1,5i <p>Other versions on request</p>	<p>1023842</p> <p>1023844</p> <p>1023843</p> <p>1023847</p> <p>1023848</p> <p>1023836</p> <p>1023900</p> <p>1023879</p>

AGITATORS



Agitators with vane motor

	Item	Item no. ¹
	Order of the technical data: Motor complete, connector, shaft, stirring element, poss. add. adapter, mounting	
	Air driven agitator Type AR 0,75Nm - 0,35kW, Ø 9,5 - Ø 10, Ø 10 - 300, VS Ø 72 - H 52 - CCW, edge mount, slide collar Ø 31,8	4500801 s
	Air driven agitator Type AR 2,5Nm - 0,68kW, Ø 12,7 - Ø 16, VS Ø 125 - Ø 16i - H 125 - CW, Ø 44,5 - HN 63,5 - 3x M6i • shaft Ø 16 - 300 (no pic.) • shaft Ø 16 - 300, special conn. incl. slide collar Ø 44,5 • shaft Ø 16 - 800 (no pic.) • shaft Ø 16 - 800, special conn. incl. slide collar Ø 44,5	4500895 s 4500802 s 4500896 s 4500803 s
	Air driven agitator (no pic.) Type AR 4Nm - 1,75kW, Ø 12,7 - Ø 16, VS Ø 125 - Ø 16i - H 125 - CW, Ø 44,5 - HN 63,5 - 3x M6i • shaft Ø 16 - 300 • shaft Ø 16 - 300, special conn. incl. slide collar Ø 44,5 • shaft Ø 16 - 800 • shaft Ø 16 - 800, special conn. incl. slide collar Ø 44,5	4500897 s 4500854 s 4500898 s 4500853 s
	Air driven agitator Type AR 8Nm - 3,0 kW, Ø 19 - Ø 16, Ø 16 - 800, AB Ø 325 - Ø 16i - H 82 - CW, Ø 81 - HN 100 - 3x M6i	4500887 s
	Air driven gear agitator (no pic.) Type AR 4 - 10 - 40Nm, Ø 20 - Ø 25, Ø 25 - Ø 16 - 1000, ADF Ø 500 (EØ 150) - 100 - Ø 25 - CW and VS Ø 125 - Ø 16i - H 125 - CW, Ø 70 HN - Ø 55 - 4x M6i	4500933 s
	Air driven agitator Type VA 4Nm - 1,8kW, Ø 12,7 - Ø 16, Ø 16 - 800, SPG Ø 130 - Ø 16i - H 50 - CW, handheld	4500840 s
	Air driven agitator Type VA 4Nm - 1,8kW, Ø 12,7 - Ø 16, Ø 16 - 800, SPG Ø 130 - Ø 16i - H 50 - CW, check valve, handheld	4500852 s
	Air driven gear agitator Type AR 0,5 - 9 - 4,5Nm - 0,25kW, Ø 10 - Ø 16, Ø 16 - 800, SPG Ø 130 - Ø 16i - H 50 - CW, check valve, handheld	4500864 s
	Air driven gear agitator (no pic.) Type VA2 - 5 - 10Nm - 0,6kW - Ø 14 - Ø 16, Ø 16 - 800, SPG Ø 130 - Ø 16 - CW, check valve, handheld	4500934 s
	Other versions on request	

Agitators with ECO-Line radial piston motor

Item	Item no. ¹	
Order of the technical data: Motor complete, connector, shaft, stirring element, poss. add. adapter, mounting		
Air driven ECO-Line agitator type 3Nm, Ø 14 - Ø 16, VS Ø 125 - Ø 16i - H 125 - CW, centering, slide collar Ø 44,5 • shaft Ø 16 - 300 • shaft Ø 16 - 800	4500856 s 4500886 s	
Air driven ECO-Line agitator (no pic.) type 3Nm, Ø 14 - Ø 16, VS Ø 125 - Ø 16i - H 125 - CW, Ø 80 - HN Ø 100 - 4x M5 • shaft Ø 16 - 300 • shaft Ø 16 - 800	4500893 s 4500894 s	
Air driven ECO-Line agitator type 3Nm, Ø 14 - Ø 20, Ø 20 - 310 - M10o, AD Ø 170 - H 58 - M10i - CW, HN Ø 100 - 4x Ø 7, version for ATEX zone 0/1	4500874 s	
Air driven ECO-Line agitator type 14Nm, Ø 19 - Ø 16, Ø 16 - 800, AB Ø 325 - Ø 16i - H 82 - CW, Ø 95 - HN Ø 115 - 4x Ø 7 - 4x M6i	4500889 s	
Air driven ECO-Line agitator (no pic.) type 14Nm, Ø 19 - Ø 20, Ø 20 - 800, AB Ø 475 - Ø 20i - H 82 - CW, Ø 95 - HN Ø 115 - 4x Ø 7 - 4x M6i	4500890 s	
Air driven ECO-Line agitator type 28Nm, Ø 19 - Ø 25, Ø 25 - Ø 16 - 1000, ADF Ø 500 - ID Ø 150 - 100 - Ø 25 - CW, VS Ø 125 - Ø 16i - H 125 - CW, Ø 95 - HN Ø 115 - 4x Ø 7 - 4x M6i	4500891 s	
Air driven ECO-Line agitator (no pic.) type 28Nm, Ø 19 - Ø 20, Ø 20 - 800, AB Ø 475 - Ø 20i - H 82 - CW, Ø 95 - HN Ø 115 - 4x Ø 7 - 4x M6i	4500892 s	

Other versions on request



Motor complete

(p. 42/43)

Connector

(p. 44)

Shaft

(p. 44)

Stirring element

(p. 45)

You also can compile a custom agitator, which meets exactly your requirements.

In this case please take advice for the following parameters:

- **Material parameters**
- **Container dimensions**
- **Plug in diameters**
- **Mounting possibilities**

We can give professional advice to your individual configuration. Please ask us!



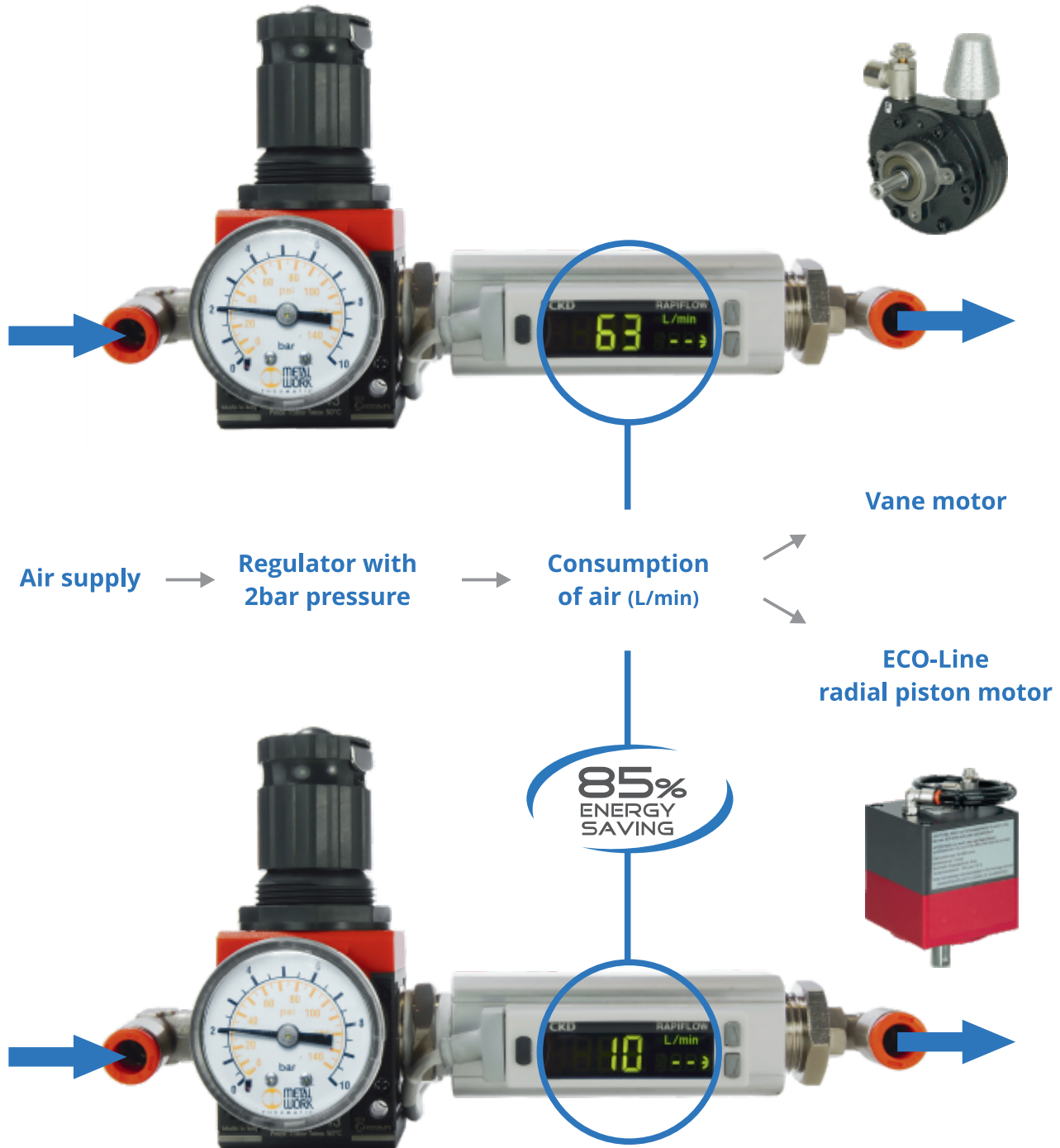
There are more options for individual configuration:

- **Special connectors** (p. 48)
- **Adaptors** (p. 48)
- **Slide collars** (p. 48)

Mounting options:

- **Brackets** (p. 47)
- **Traverses** (p. 47)
- **Container lids** (p. 46)


The practical test exposes the thruth. With exactly 2 bar air pressure and the same rotational speed of the agitator, a conventional vane motor needs 63 litres/min air consumption, instead our ECO-Line motor only needs approx. 10 litres/min. Save up to 85% energy and reduce your costs of production.



Air driven vane motors complete

	Type	Torque	Power	Max. speed	Centering	Motor shaft	Item no. ¹
	AR	0,5 Nm	0,25 kW	7600 rpm	Ø 31,8	Ø 9,5	4500011 s
	AR	0,75 Nm	0,35 kW	6000 rpm	Ø 31,8	Ø 9,5	4500023 s
	AR	2,5 Nm	0,68 kW	3000 rpm	Ø 44,5	Ø 12,7	4500013 s
	AR	4,0 Nm	1,75 kW	4000 rpm	Ø 44,5	Ø 12,7	4500016 s
	AR	8,0 Nm	3,0 kW	3000 rpm	Ø 81,0	Ø 19,0	4500018 s
Motors complete incl. regulator valve and sound absorber					Mounting: Slide collar Ø 31,8 (S. 48) Slide collar Ø 44,5 or HN Ø 63,5 - 3x M6i Ø 81,0 - HN Ø 100 - 3x M6i		

Air driven vane motors with gearbox complete

	Type	i	Torque	Power	Max. speed	Centering	Motor shaft	Item no. ¹
	AR	9	4,5 Nm	0,25 kW	300 rpm	Ø 25o	Ø 10	4500034 s
	AR	9	6,75 Nm	0,35 kW	300 rpm	Ø 25o	Ø 10	4500035 s
	AR	10	25,0 Nm	0,68 kW	600 rpm	Ø 55o	Ø 20	4500050 s
	AR	20	50,0 Nm	0,68 kW	300 rpm	Ø 55o	Ø 20	4500052 s
	AR	10	40,0 Nm	1,75 kW	400 rpm	Ø 55o	Ø 20	4500083 s
	AR	20	80,0 Nm	1,75 kW	200 rpm	Ø 55o	Ø 20	4500080 s
Other versions on request					Mounting: Ø 25a - HN Ø 33 - 4x M4i Ø 55a - HN Ø 70 - 4x M6i			

ECO-Line air driven radial piston motors

Our ECO-Line motors are delivered with regulator valve and sound absorber. Further the ECO-Line motors offer following advantages:

- Up to 85% energy saving
- Oil-free operation possible
- Noise level 76 - 78 dBA
- Silicon-free versions
- Anodized housing
- Double beared flange
- Connection: G1/8i resp. plug connection $\varnothing 6$ (type 3 Nm) / $\varnothing 8$ (types 14 Nm / 28 Nm)



Other versions (e.g. watersealed or non magnetic) on request

Item	Speed range	Centering	Bolt circle	Motor shaft	Item no. ¹
Type 3 Nm	60 - 800 rpm	$\varnothing 80$	$\varnothing 100 - 4x M5i$	$\varnothing 14$	4501083 s
Type 14 Nm	50 - 350 rpm	$\varnothing 95$	$\varnothing 115 - 4x \varnothing 7 - 4x M6i$	$\varnothing 19$	4501094 s
Type 28 Nm	50 - 350 rpm	$\varnothing 95$	$\varnothing 115 - 4x \varnothing 7 - 4x M6i$	$\varnothing 19$	4501098 s

Variable with add. centering flange



Type 3 Nm





Type 14 Nm

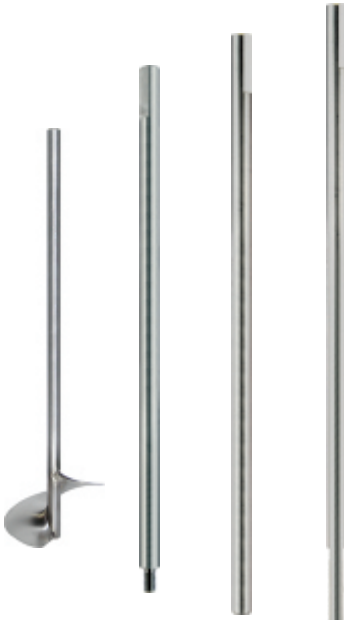


Type 28 Nm

Connectors

	Motor shaft	Shaft	Outer	Length	Model	Item no. ¹
Model A  Both-sided location bore with 2 setscrews	Ø 9,5	Ø 10	Ø 28	80	A	5003004 s
	Ø 9,5	Ø 16	Ø 28	80	A	5019023 s
	Ø 10	Ø 10	Ø 28	80	A	5019039 s
	Ø 10	Ø 16	Ø 28	80	A	5019028 s
	Ø 12,7	Ø 10	Ø 28	80	A	5019003 s
	Ø 12,7	Ø 16	Ø 28	80	B	5019004 s
	Ø 12,7	Ø 20	Ø 35	90	A	5019029 s
	Ø 14	Ø 10	Ø 28	60	A	5019032 s
	Ø 14	Ø 10	Ø 28	80	B	5019025 s
	Ø 14	Ø 16	Ø 28	80	B	5019030 s
Model B  Like model A with 2 keyways for special connectors	Ø 19	Ø 16	Ø 35	90	A	4501134 s
	Ø 19	Ø 20	Ø 35	90	A	5019021 s
	Ø 19	Ø 25	Ø 40	100	A	5019013 s
	Ø 20	Ø 10	Ø 28	80	A	5019027 s
	Ø 20	Ø 16	Ø 35	90	A	5019020 s
	Ø 20	Ø 20	Ø 35	90	A	5019016 s
	Ø 20	Ø 25	Ø 40	100	A	5019018 s
	Ø 25	Ø 16	Ø 40	100	A	5019007 s
	Ø 25	Ø 20	Ø 40	100	A	5019008 s
	All items made of stainless steel • Other versions on request					

Agitator shafts

	Item	Item no. ¹
	Shaft with vortex spiral - stainless steel • Ø 10 - 300 - RS Ø 72 - 52 - CCW • Ø 10 - 550 - RS Ø 72 - 104 - CCW	5004000 s 5004040 s
	Shaft - stainless steel • Ø 10 - 300 - M8a • Ø 10 - 500 - M6i • Ø 16 - 300 - M10a • Ø 16 - 300 • Ø 16 - 600 • Ø 16 - 800 • Ø 16 - 800 - M10a • Ø 16 - 1000 • Ø 20 - 800 - M20x1,5a • Ø 20 - 800 • Ø 20 - 1000 • Ø 25 - 1000	5022014 s 5004065 s 5024010 s 5022004 s 5023004 s 5021004 s 5024011 s 5025004 s 5028005 s 5027004 s 5027005 s 5027006 s
	Shaft for IBC-Containers - for vortex spirals and discs - stainless steel • Ø 20 - Ø 16 - 800 • Ø 25 - Ø 16 - 1000	5027009 s 5027008 s

Agitator stirring elements

Item	Item no. ¹	
<p>Vortex spiral (VS) - stainless steel</p> <ul style="list-style-type: none"> • Ø 125 - Ø 16i - H 125 - CW • Ø 125 - Ø 16i - H 125 - CCW 	<p>5013000 s 5014000 s</p>	
<p>Stirring paddle (SP) - stainless steel</p> <ul style="list-style-type: none"> • Ø 65 - Ø 6i - H 22 - CW • Ø 100 - Ø 10i - H 45 - CW • Ø 125 - Ø 16i - H 45 - CW • Ø 125 - Ø 16i - H 45 - CCW • Ø 220 - Ø 16i - H 45 - CW • Ø 220 - Ø 16i - H 45 - CCW 	<p>5039062 s 5039060 s 5039100 s 5039200 s 5040100 s 5040200 s</p>	
<p>Stirring paddle with guard (SPG) - stainless steel</p> <ul style="list-style-type: none"> • Ø 70 - Ø 6i - H 32 - CW • Ø 105 - Ø 10i - H 50 - CW • Ø 130 - Ø 16i - H 50 - CW • Ø 225 - Ø 16i - H 50 - CW 	<p>5039066 s 5039050 s 5039000 s 5040000 s</p>	
<p>Agitator disc (AD) - stainless steel</p> <ul style="list-style-type: none"> • Ø 60 - 22 - M8i - CW • Ø 120 - 38 - M8i - CW • Ø 150 - 44 - M10i - CW • Ø 170 - 58 - M10i - CW • Ø 210 - 68 - M10i - CW • Ø 260 - 78 - Ø 20i - CW • Ø 320 - 100 - Ø 16i - CW • Ø 430 - 121 - Ø 25i - CW 	<p>5045010 s 5045020 s 5045030 s 5045047 s 5045040 s 5045059 s 5045045 s 5045044 s</p>	
<p>Agitator disc foldable (ADF) - stainless steel</p> <ul style="list-style-type: none"> • Ø 170 - E Ø 35,0 - 30 - M8i - CW • Ø 300 - E Ø 50,4 - 44 - M12i - CW • Ø 500 - E Ø 150,0 - 100 - Ø 25i - CW • Ø 650 - E Ø 150,0 - 121 - M20x1,5i - CW 	<p>5045065 s 5045061 s 5045064 s 5045050 s</p>	
<p>Agitator blade angled (AB) - stainless steel</p> <ul style="list-style-type: none"> • Ø 220 - Ø 16i - H 82 - CW • Ø 325 - Ø 16i - H 82 - CW • Ø 475 - Ø 20i - H 82 - CW 	<p>5042003 s 5041003 s 5043003 s</p>	
<p>Other versions and dissolver discs on request</p>		

Container lids - stainless steel

Size	Length foldable	Suction		Fitting	Assembling mounting	Assembling agitator	Item no. ¹
		rigid	flexible				
30l container							
Ø 350	80	Ø 55	Ø 28,5	G3/8i + G1/4i	Bracket	Universal hole pattern	0051290 s
Ø 350	80	---	Ø 28,5	G3/8i + G1/4i	Edge mounting	Universal hole pattern	0051326 s
200l container							
Ø 630	200	Ø 60	Ø 28,5	G3/8i + G1/4i	Bracket	Universal hole pattern	0051826 s
Ø 630	200	---	Ø 28,5	G3/8i + G1/4i	Edge mounting	Universal hole pattern	0051309 s

Versions for other containers and IBC containers on request.
 Brackets and traverses on page 47.
 Measuring tools (e.g. level monitoring) on request.

pictures similar










Item no.: 0051290



Item no.: 0051326

- Length foldable:** Dimension of foldable part of the lid for filling or visual control
- Suction:**
- Hole for rigid suction tubes (p. 29)
 - Hole for flexible suction hoses (p. 30)
- Fitting:**
- Connection for recirculation of material G3/8i
 - Connecting measuring equipment G1/4i
- Assemb. mounting:**
- Lid with bracket for mounting on trolleys (p. 22)
 - Lid with 2 handles and edge mounting with lateral wing bolts
- Assemb. agitator:**
- Agitator mounting with universal hole pattern for all standard IBK agitators
 - Special hole pattern Ø 31,8 for types AR 0,5 Nm - 0,25 kW and AR 0,75 Nm - 0,35 kW (p. 42)


Brackets • Traverses

Item	Item no. ¹	
<p>Bracket - container edge mount - agitators type AR 0,5Nm - 0,25kW, type AR 0,75Nm - 0,35kW - mounting: slide collar Ø 31,8 (p.48)</p>	5002000 s	
<p>Bracket - stand - agitators type AR 2,5Nm - 0,68kW, type AR 4Nm - 1,75kW, type 3Nm mounting: slide collar Ø 44,5i (p.48), alternative screws</p>	2005958 s	
<p>Bracket 2005958 incl. reducer plate 4501119 type AR 0,5Nm - 0,25kW, type AR 0,75Nm - 0,35kW mounting: slide collar Ø 31,8i (p.48)</p>	2005897 s	
<p>Bracket - trolleys - agitators type AR 2,5Nm - 0,68kW, type AR 4Nm - 1,75kW, type 3Nm mounting: slide collar Ø 44,5i (p.48), alternative screws</p>	2005957 s	
<p>Bracket 2005957 incl. reducer plate 4501119 type AR 0,5Nm - 0,25kW, type AR 0,75Nm - 0,35kW mounting: slide collar Ø 31,8i (p.48) (no pic.)</p>	2005823 s	
<p>Reducer plate - bracket Ø 44,5i to Ø 31,8 type AR 0,5Nm - 0,25kW, type AR 0,75Nm - 0,35kW (no pic.)</p>	4501119 s	
<p>Traverse - 30L container - Ø max. 350 - universal hole pattern for all IBK agitators</p>	5002016 s	
<p>Traverse - 30L container - Ø max. 395 - with pipe clamp Ø 26,9 for suction tubes - universal hole pattern for all IBK agitators</p>	5002017 s	
<p>Traverse - 200L container - Ø max. 620 - universal hole pattern for all IBK agitators (no pic.)</p>	5002015 s	
<p>Traverse with handles - 1000L IBC-container with tubular frame - suitable for forklift - agitators and mounting on request</p>	5002014 s	

Special connectors • Adaptors • Slide collars • Handles

	Item	Item no. ¹
	<p>Order of the technical data: Connector, reducer, slide collar for mounting</p> <p>Special connector Ø 12,7 - Ø 16,0, Ø 44,5i - Ø 44,5o, Ø 44,5i for type AR 2,5Nm - 0,68kW up to type AR 4Nm - 1,75kW</p> <p>Special connector Ø 14,0 - Ø 16,0, Ø 44,5i - Ø 44,5o, Ø 44,5i for type 3Nm with centering flange</p>	<p>4501020 s</p> <p>4501075 s</p>
	<p>Adaptor bunghole Ø 44,5i - G2o for type AR 2,5Nm - 0,68kW up to type AR 4Nm - 1,75kW and all motors with centering flange</p>	<p>5011016 s</p>
	<p>Adaptor bunghole Ø 44,5i - G2o - 15° tilt for type AR 2,5Nm - 0,68kW up to type AR 4Nm - 1,75kW and all motors with centering flange</p>	<p>5011017 s</p>
	<p>Back nut / locking nut G2 for bunghole - usable as back nut or for lid mounting</p>	<p>0002814 s</p>
	<p>Slide collar Ø 31,8i lid mounting for type AR 0,5Nm - 0,25kW and type AR 0,75Nm - 0,5kW</p> <p>Slide collar Ø 44,5i lid mounting for type AR 2,5Nm - 0,68kW up to type AR 4Nm - 1,75kW and type 3Nm with centering flange</p>	<p>5018005 s</p> <p>5018004 s</p>
	<p>Handle - handheld agitators, for slide collars Ø 31,8 and Ø 44,5</p>	<p>5010000 s</p>
	<p>Retainer - handheld agitators type VA 2Nm - 0,67kW, type VA 4Nm - 1,8kW</p>	<p>5002100 s</p>

FILTER SYSTEMS




HP-filters

Item					Item no.
HP-filter PN500 - DN9 - 114 - ball valve 2x G3/8o IC60° - clamping pin - stainless steel					
Connectors:					
In:	Out 1:	Out 2:	Manometer:	Ball valve:	
• M16x1,5i	M16x1,5o IC60°	M16x1,5i	G3/8i	G3/8i	3130501
• M16x1,5i	G1/4o IC60°	M16x1,5i	G3/8i	G3/8i	3130510
• M16x1,5i	G1/4 NPSMo IC60°	M16x1,5i	G3/8i	G3/8i	3130532
• M16x1,5i	G3/8o IC60°	M16x1,5i	G3/8i	G3/8i	3130513
• G3/8i	G3/8i	G3/8i	G3/8i	G3/8i	3130511
HP-filter PN500 - DN9 - 450 - ball valve 2x G3/8o IC60° - clamping pin - stainless steel					
Connectors:					
In:	Out 1:	Out 2:	Manometer:	Ball valve:	
• M16x1,5i	M16x1,5o IC60°	M16x1,5i	G3/8i	G3/8i	3130505
• G3/8i	G3/8i	G3/8i	G3/8i	G3/8i	3130517

Accessories for HP-filters

	Item	Item no. ¹
	Manometer - PN 0 - 250 bar Ø 63 - G1/4o bottom - GLY - stainless steel	2700804 s
	Manometer mounting G3/8o - G1/4i - incl. sealing ring	1007025
	Wall bracket • Standard • Heavy version (no pic.)	2005886 2005935
	Bracket for clamping pin - incl. mounting screws - stainless steel	2005885
	HP-filter inserts on page 51	
	Safety elements for avoiding accidental adjustments:	
	Safety ball valve - PN500 - DN8 - stainless steel • 2x G3/8o IC60° - spanner width 17	1019826
	Special key - for safety ball valve	0073028
	Bracket for special key - incl. mounting screws - stainless steel	2005932

HP-double filters



Item	Item no.
HP-double filter - PN500 - DN9 - wall mounting • 2x filter 450 - 4x G3/8o IC60° • 2x filter 114 - 4x G3/8o IC60°	3130610 s 3130611 s
HP-double filter - PN500 - DN9 - incl. 3x manometers - wall mounting • 2x filter 450 - 4x G3/8o IC60° • 2x filter 114 - 4x G3/8o IC60°	3130612 s 3130613 s


HP-filter inserts

Item	Item no.		
HP-filter inserts - Ø 27 - 114 - stainless steel • 00 - 40µm • 01 - 60µm • 02 - 75µm • 03 - 80µm • 04 - 90µm • 05 - 140µm • 06 - 190µm • 09 - 240µm • 12 - 320µm • 15 - 410µm • 20 - 530µm	1024100 1024101 1024102 1024103 1024104 1024105 1024106 1024109 1024112 1024115 1024120		
Stabilisation spring for HP-filter - 114	0011038		
Stabilisation for filter insert for optimized flushing	0011810		
HP-filter insert - Ø 27 - 450 - stainless steel (no pic.) • 04 - 90µm • 06 - 190µm • 09 - 240µm • 15 - 410µm • 20 - 530µm	1025104 1025106 1025109 1025115 1025120		
Stabilisation spring for HP-filter - 450 (no pic.)	0011039		

Inline filters

	Item	Item no. ¹
	<p>Inline filter PN250 - with lateral connector G1/4i - stainless steel</p> <ul style="list-style-type: none"> • M16x1,5o IC60° - M16x1,5o IC60° 	<p>3130520 s</p>
	<p>Inline filter PN250 - with lateral connector G1/4i - incl. swivel joint - stainless steel</p> <ul style="list-style-type: none"> • M16x1,5o IC60° - M16x1,5o IC60° • G1/4o IC60° - G1/4o IC60° 	<p>3130540 s 3130541 s</p>
	<p>Inline filter PN250 - with lateral connector G1/4i and ball valve G3/8o IC60° adjustable - stainless steel</p> <ul style="list-style-type: none"> • M16x1,5o IC60° - M16x1,5o IC60° 	<p>3130560 s</p>
	<p>Plug in filters long - for inline filters HP</p> <ul style="list-style-type: none"> • 50µm - red • 140µm - yellow • 300µm - white 	<p>1018204 s 1018205 s 1018206 s</p>
	<p>Screw in filters short - for handheld spray guns - packaging unit 10 parts</p> <ul style="list-style-type: none"> • 50µm - red • 140µm - yellow • 300µm - white 	<p>1018201 s 1018202 s 1018203 s</p>


DISTRIBUTORS



Fast coupling

	Item	Item no. ¹
 	<p>Fast coupling complete - PN250 - DN5 - G1/4o IC60° - G1/4i - Vi extreme - hardener and 2K - lubricant chamber with glass</p> <p>For quick pressureless connection of hose and material systems with optimized flushability. After approx. one turn of the SN the fast coupling is unlocked automatically. By loosening the SN the coupling is disconnected and closed automatically. Both units are developed especially for paint industry.</p>	1006311
	<p>Fast coupling part 1 for machine mounting - PN250 - DN5 - G1/4i - Vi extreme - hardener and 2K - stainless steel</p>	1006312
	<p>Fast coupling part 2 for hose mounting with SN - PN250 - DN5 - G1/4o IC60° - hardener and 2K - stainless steel</p>	1006313

Flushing valve

	Item	Item no. ¹
	<p>Flushing valve - PN250 - DN10 - 3x G3/8i - stainless steel</p> <p>For easy switching from spraying to cleaning, compact design, double sided pressure while spraying with several spray guns</p>	1019900 s
	<p>Options: Actuator - pneumatic, single acting with magnetic valve - for flushing valve - PN250 - DN10 - 3x G3/8i (no pic.)</p>	1019901 s
	<p>Actuator - pneumatic, double acting with end position feedback - for flushing valve - PN250 - DN10 - 3x G3/8i (no pic.)</p>	1019902 s

Y-distributors

Item	Item no.	
<p>Y-distributor - PN500 - DN5 - stainless steel</p> <ul style="list-style-type: none"> • SN M16x1,5 SC - 2x M16x1,5o IC60° • SN M16x1,5 SC - 2x G1/4o IC60° 	<p>1023829</p> <p>1023898</p>	
<p>Y-distributor - PN500 - DN5 - stainless steel</p> <ul style="list-style-type: none"> • SN M16x1,5 SC - 2x G3/8i • M16x1,5i - 2x M16x1,5i • G3/8i - 2x G3/8i 	<p>1023833</p> <p>1023857</p> <p>1023830</p>	
<p>Y-distributor - PN500 - DN6 - stainless steel incl. 2x ball valve</p> <ul style="list-style-type: none"> • SN G1/4 NPSM - G1/4o IC60° - G1/4 NPSMo IC60° 	<p>1023895</p>	
<p>Y-distributor - PN500 - DN8 - stainless steel incl. 2x ball valve (adjustable)</p> <ul style="list-style-type: none"> • M16x1,5o - 2x M16x1,5o IC60° • G3/8o - 2x G3/8o IC60° 	<p>1023889</p> <p>1023887</p>	
<p>Other versions on request</p>		

Mixers

Item	Item no.	
<p>Mixer system 2K - stainless steel</p> <ul style="list-style-type: none"> • Mechanic with ball valves - PN500 - DN8 • Pneumatic with spray guns - AA5 - PN250 - DN5 (no pic.) <p>The single material components are first mixed in the mixing pipe. This results in an optimized rinsability of the individual components</p>	<p>2000205</p> <p>2000206</p>	
<p>Other versions on request</p>		

Ball valves

	Item	Item no. ¹
	<p>Ball valve - PN350 - DN10 - stainless steel • G3/8i - G3/8i</p> <p>Ball valve - PN500 - DN8 - stainless steel • M16x1,5o IC60° - M16x1,5o IC60° • M16x1,5o IC60° - G3/8o IC60° • G3/8o IC60° - G3/8o IC60° • G1/4o IC60° - G1/4o IC60°</p>	<p>1019846</p> <p>1019845 1019851 1019801 1019852</p>
	<p>Safety ball valve - PN500 - DN8 - stainless steel • 2x G3/8o IC60° - spanner width 17</p>	<p>1019826</p>
	<p>Special key - for safety ball valve</p>	<p>0073028</p>
	<p>Ball valve 3-way - L-hole - stainless steel • PN63 - DN10 - 3x G3/8i • PN63 - DN20 - 3x G3/4i</p> <p>Other versions on request</p>	<p>1019853 s 1019802 s</p>

HANDHELD SPRAY GUNS



Handheld spray guns

	Item	Item no. ¹
	<p>Air-Combi-spray gun - IBK 6000 - PN250 with gap filter - ball beared swivel joint for air connection - without tip - 1/4N PSM - G1/4 BSP</p> <p>Optional:</p> <ul style="list-style-type: none"> • Sieve for gap filter 60, 100, 200 msh (no pic.) • Universal bracket for handheld spray guns 	<p>3202012 s</p> <p>3202036 0004909</p>
	<p>Airless-spray gun - IBK Q245 - PN250 - NPS 1/4" - swivel joint - incl. tip mounting 7/8" - incl. tip as required</p> <p>Airless-spray gun - IBK T245 - PN250 - NPS 1/4" - swivel joint - incl. tip mounting 7/8" - incl. tip as required</p>	<p>3201031 s</p> <p>3201016 s</p>
	<p>Airless-spray gun - IBK HDP500 - PN500 - M16x1,5a IK60° - incl. tip mounting 11/16" - incl. tip as required</p> <p>Tips on p. 59, swivel joints on p. 60 Other versions on request</p>	<p>3201018 s</p>

Tips for handheld and automatic spray guns

Item	Item no. ¹	
<p>The complete item number consists of: Item no. Spray angle Drilling 393S + 4 + 07 e.g. (40°) (0,07 inch) Example of complete item number: 393Sxxx > 393S407 (all commercially available sizes)</p>		
<p>Air-Combi-tip for handheld spray gun IBK6000</p>	393Cxxx s	
<p>Reversible tip for airless-spray gun Q245 - tip size as required, see above</p>	393Qxxx s	
<p>Reversible tip for airless-spray gun T245 - tip size as required, see above</p>	393Txxx s	
<p>Reversible tip for airless-spray guns T480/HDP500 - tip size as required, see above</p>	395Txxx s	
<p>Air-Combi-tip for spray guns AC250/IBK4000 - with SAC pre atomizer - L 19,5 - gland Ø 13,35 - long version</p>	393Sxxx s	
<p>Air-Combi-tip for spray guns AC250/IBK4000/Optima2000 - with SAC pre atomizer - L 13,5 - gland Ø 13,35 - short version</p>	393Kxxx s	
<p>Air-Combi-tip for spray guns AC250/IBK5000/Optima2100 - with SAC pre atomizer - SK-version</p>	393Bxxx s	
<p>Airless-flat spray-tip for IBK airless handheld- and automatic spray guns</p>	393Axxx s	
<p>Other versions on request Cleaning accessories on page 74</p>		

Ball bearing swivel joints



Item	Item no. ¹
<p>Swivel joint - PN350 - DN4 - ball bearing mounted - stainless steel</p> <p>hose connection - spray gun connection</p> <ul style="list-style-type: none"> • M16x1,5o IC60° - M14x1,0o • M16x1,5o IC60° - M13x1,0o • M16x1,5o IC60° - G3/8i <ul style="list-style-type: none"> • G1/4o IC60° - M14x1,0o • G1/4o IC60° - SN G1/4 • G1/4o IC60° - G1/4o • G1/4o IC60° - G1/4i • G1/4o IC60° - SN G1/4 NPSM 	<p>1030050</p> <p>1030051</p> <p>1030076</p> <p>1030052</p> <p>1030073</p> <p>1030075</p> <p>1030077</p> <p>1030099</p>
<ul style="list-style-type: none"> • G1/4 NPSMo IC60° - M14x1,0 • G1/4 NPSMo IC60° - SN G1/4 NPSM SC60° • G1/4 NPSMo IC60° - G1/4 NPSMo • G1/4 NPSMo IC60° - G1/4 NPSMi 	<p>1030093</p> <p>1030085</p> <p>1030091</p> <p>1030092</p>
<p>Swivel joint - PN350 - DN6 - double ball bearing mounted - stainless steel</p> <ul style="list-style-type: none"> • G3/8o IC60° - G3/8o 	<p>1030107</p>
<p>Swivel joint - PN160 - DN25 - double ball bearing mounted - stainless steel (no pic.)</p> <ul style="list-style-type: none"> • G1o - G1o 	<p>1030180 s</p>
<p>Other versions on request</p>	

AUTOMATIC SPRAY GUNS VALVES



Airless-automatik-spray guns • Valves

With special hardened stainless steel parts	Type	DN	Material IN	Drain / Lubricant	Air IN	Stroke adjustment	Venting cylinder	
	AA PN250	DN2	2x G1/4i	M5i	M5i	M8x0,5i	M5i	
	Output material			Sealing		Item no.		
	<ul style="list-style-type: none"> • 11/16"x16 UNa - tip nut • 11/16"x16 UNa - tip nut • M18x1o - tip nut • M18x1o - tip nut • 3/8"x24 UNFo • G3/8o • G3/8o • G1/4o IC60° • G1/4o IC60° 			Viton Viton extreme		3209001 3209048		
	<ul style="list-style-type: none"> • DN2 plug • DN2 plug • DN5 plug • DN5 plug <p>Version with lubricant inspection glass, especially made for hardener and 2K material</p>			Viton Viton extreme Viton Viton extreme		3209009 3209042 3209065 3209064		
	<ul style="list-style-type: none"> • 11/16"x16 UNo - tip nut • 11/16"x16 UNo - tip nut • M18x1o - tip nut • M18x1o - tip nut • DN2 plug • DN2 plug <p>* Stroke setting with scale opt. (S.65)</p>			Viton Viton extreme Viton Viton extreme Viton Viton extreme		3209055 3209056 3209052 3209053 3209050 3209051		
	AA-spray gun PN250 - DN2 - with tube 300 (others on request) for inside painting - without tip (tips p. 59)						3209047 3209062	
	<ul style="list-style-type: none"> • Head unit 45° • Head unit 60° 							



Sealing direct ahead of tip - no dripping



Airless-automatic-spray guns • Valves

Type	DN	Material IN	Drain / Lubricant	Air IN	Stroke adjustment	With special hardened stainless steel parts
AA PN250	DN5	2x G3/8i	G1/8i	G1/8i	M8x0,5i	
Output material			Sealing	Item no.		
<ul style="list-style-type: none"> • G1/2o • G3/8 LN • G3/8 LN 			Viton	3209034		
<ul style="list-style-type: none"> • DN5 plug • DN5 plug <p>Version with lubricant inspection glass, especially made for hardener and 2K material</p>			Viton Viton extreme	3209015 3209032		
<ul style="list-style-type: none"> • DN5 plug (no pic.) 			Viton Viton extreme	3209013 3209029		
<p>Viton extreme</p>			Viton extreme	3209038		
Type	DN	Material IN	Drain / Lubricant	Air IN	Stroke adjustment	
AA PN160	DN9	2x G3/8i	G1/8i	G1/8i	M8x0,5i	
Output material			Sealing	Item no.		
<ul style="list-style-type: none"> • 11/16"x16 UNo • 11/16"x16 UNo 			Viton	3209025		
<ul style="list-style-type: none"> • G3/8o • G3/8o 			Viton Viton extreme	3209068 3209027 3209067		
<ul style="list-style-type: none"> • DN9 plug • DN9 plug 			Viton Viton extreme	3209031 3209066		
			Viton Viton extreme	3209031 3209066		

All Viton versions also available in Viton extreme.
Options (p. 64,65)
Delivering without tip (p. 59)
Other versions on request

Distributor blocks

With using a double connector you can extend and combine our distributor blocks as required.



Example distributor block combination complete

PN250 - DN8 - 7x DN2 plug - G1/4i, consisting of item no. 2000032, 2000030, 0009878, 0005816

Distributor block

in use with AA-spray guns in 3/2-way valve function



Item	Item no.
Distributor block complete - PN250 - stainless steel • DN8 - 3x DN2 plug - 1x G1/4i • DN10 - 3x DN5 plug - 1x G3/8i	2000032 2000044
Distributor block complete - PN250 - stainless steel • DN8 - 5x DN2 plug - 1x G1/4i • DN10 - 5x DN5 plug - 1x G3/8i	2000030 2000035
Distributor blocks complete including: Screw plug G1/4o DN2 Screw plug G3/8o DN5 Sealing ring Ø 14 x Ø 18 x 1,5 DN2 Sealing ring Ø 17 x Ø 22 x 1,5 DN5 Hexagon screw - DN2 plug - M4x40 Hexagon screw - DN5 plug - M5x50	0052009 0052025 0012077 0012066 2000014 0001847
Double connector - without O-ring • PN250 - DN2 plug - G1/4o IC60° • PN250 - DN5 plug - G3/8o IC60°	0009878 0009883
Blind plug - without O-ring • PN250 - DN2 plug • PN250 - DN5 plug	2000015 2000027
O-ring • DN2 plug - Viton • DN2 plug - Viton extreme • DN5 plug - Viton • DN5 plug - Viton extreme	0005816 0005820 0005108 0005126

Accessories

Item	Item no.	
<p>Stroke setting with scale 0,5 mm stroke per rotation - locking nut • For AA-spray guns / valves DN2 • For AA-spray guns / valves DN5 / DN9</p>	<p>3209350 3209351</p>	
<p>Adaptor - M8x0,5o - G1/8i -self locking sealing plate - for all AA-spray guns</p>	<p>3209352</p>	
<p>Sealing plug - M8x0,5o - with ventilation - for all AA-spray guns / valves</p>	<p>3150030</p>	
<p>Threaded pin - M5 - for AA-spray guns / valves DN2</p>	<p>0001036</p>	
<p>O-ring - for air cylinder • For AA-spray guns / valves - DN2 • For AA-spray guns / valves - DN5 / DN9</p>	<p>0005092 0005822</p>	
<p>Elbow - HP - 90° - fixed - DN6 - 2x G1/4o IC60° - for AA-spray guns / valves DN2</p>	<p>0009824</p>	
<p>Elbow - HP - 90° - fixed - DN8 - 2x G3/8o IC60° - für AA-spray guns / valves DN5 / DN9</p>	<p>0009893</p>	
<p>Lubricant inspection glass - 90° - G1/8 - 41 - for all AA-spray guns / valves</p>	<p>1007070</p>	
<p>Adjustable joint - 11/16" - complete - for airless spray guns</p>	<p>3209372</p>	

Combine whatever you want!

With our modular system we are able to offer to you exactly the spray system you need. Another advantage is, that you can change or upgrade nearly every single part of the system. Giving you greater flexibility at lower costs, if you want to upgrade your spray system. You can receive perfect support from our specialist dealers and our direct support hotline.



ADAPTORS CONNECTORS



Standard adaptors

	Item	Item no. ¹
	<p>Outer thread - Outer thread</p> <p>Adaptor LP - DN12 - stainless steel</p> <ul style="list-style-type: none"> • M26x1,5o IC60° - G1/2o IC60° • G3/4o IC60° - UNF1o • M36x2o IC60° - G3/8o 	<p>0009891 0009901 s 3150006</p>
	<p>Adaptor LP - DN16 - stainless steel</p> <ul style="list-style-type: none"> • M36x2o IC60° - M26x1,5o IC60° • M36x2o IC60° - M30x1,5o IC60° • M36x2o IC60° - G3/4o IC60° • M36x2o IC60° - G3/4 NPTo IC60° <p>Adaptor LP - DN18 - stainless steel</p> <ul style="list-style-type: none"> • M25x1o IC60° - G3/4o IC60° <p>Adaptor LP - DN25 - stainless steel</p> <ul style="list-style-type: none"> • G1¼o - M36x2o IC60° • G1¼o - M38x1,5o IC60° 	<p>0009811 0009812 0009813 0009829</p> <p>3150012 s</p> <p>0009106 0009107</p>
	<p>Outer thread - Inner thread</p> <p>Adaptor LP - DN20 - stainless steel</p> <ul style="list-style-type: none"> • M36x2o IC60° - G3/4i • M36x2o IC60° - G1i • M36x2o IC60° - M28x1,5i • M36x2o IC60° - M30x1,5i • M36x2o IC60° - M38x1,5i <p>Adaptor LP - stainless steel</p> <ul style="list-style-type: none"> • M36x2o IC60° - G1/2i • M36x2o IC60° - M26x1,25i • M36x2o IC60° - M26x1,5i • M36x2o IC60° - M36x2i IC60° <p>o = outer thread - i = inner thread Other versions on request</p>	<p>0009840 0009841 0009842 0009845 0009899</p> <p>0009839 0009843 0009844 0009870</p>

Double connectors

Item	Item no. ¹
Double connector HP - DN6 - stainless steel	
• G1/4o IC60° - G1/4o IC60°	0009076
• G1/4o IC60° - G3/8o IC60°	0009805
• G1/4o IC60° - M16x1,5o IC60°	0009804
• M22x1,5 IC60° - G1/4o IC60°	0009861
Double connector HP - DN7 - stainless steel	
• G1/4o IC60° - M16x1,5o IC60°	0009096
Double connector HP - DN8 - stainless steel	
• G3/8o IC60° - M16x1,5o IC60°	0009079
• G3/8o IC60° - G3/8o IC60°	0009806
• G3/8o IC60° - M22x1,5o IC60°	0009862
• G1/2o IC60° - G1/4o IC60°	0009124 s
• M16x1,5o IC60° - M16x1,5o IC60° - spanner width 17	0009075
• M16x1,5o IC60° - M16x1,5o IC60° - spanner width 19	0009808
• M16x1,5o IC60° - M16x1,5o IC60° - spanner width 22	0009074
• M16x1,5o IC60° - G1/4 NPSMo IC60°	0009078
Double connector HP - DN9 - stainless steel	
• G3/8o IC60° - G1/2o IC60°	0009081
Double connector HP - DN12 - stainless steel	
• G3/4 NPTo - M22x1,5o IC60°	0009877

Other versions on request









Reducers

Item	Item no. ¹
Reducer HP - DN4 - stainless steel	
• M16x1,5 IC60° - G1/4 SC	1007024
Reducer HP - DN6 - stainless steel	
• G1/4o IC24° TO 8 - M16x1,5i SC	1007016
• G1/4o IC24° TO 8 - G3/8i SC	1007021
• G1/4o IC60° - G1/4i	1007063 s
• G3/8o IC24° TO 10 - M16x1,5	1007017
• G3/8o IC24° TO 10 - G1/4i SC	1007020
• G1/8o - G1/4i	1007061 s
• M16x1,5 IC24° TO 10 - G1/4i SC	1007014
• M16x1,5o IC60° - G1/4 NPSi	1007095
• M16x1,5o IC60° - M20x1,5i SC	1007018
Reducer HP - DN8 - stainless steel	
• M16x1,5 IC24° TO 10 - G3/8i SC	1007015
• M18x1,5o - M16x1,5i	1007019
Reducer HP - DN10 - stainless steel	
• M22x1,5o IC60° - M16x1,5i	1007037
Reducer HP - stainless steel	
• M36x2o - G3/4i	1007042

Other versions on request



Double connectors • Adaptors adjustable

	Item	Item no. ¹
	<p>Double connector HP - DN8 - adjustable locking nut - stainless steel</p> <ul style="list-style-type: none"> • M22x1,5 IC60° - M16x1,5o IC60° - 53 • M22x1,5 IC60° - G3/8o IC60° - 53 	<p>1007005 1007009</p>
	<ul style="list-style-type: none"> • M16x1,5o IC60° - M16x1,5o IC60° - 75 	<p>1007803</p>
	<ul style="list-style-type: none"> • M16x1,5o IC60° - M16x1,5o IC60° - 75 lateral connection G3/8i • M16x1,5o IC60° - M16x1,5o IC60° - 75 lateral connection G3/8i - G1/4i 	<p>3142390 3142391 s</p>
	<p>Adaptor HP adjustable SN - stainless steel</p> <ul style="list-style-type: none"> • DN5 - G1/4o IC60° - SN G1/4 SC60° • DN5 - G1/4o IC60° - SN G3/8 SC60° • DN5 - G3/8o IC60° - SN G1/4 SC60° • DN8 - G3/8o IC60° - SN G3/8 SC60° • DN8 - G1/2o IC60° - SN G3/8 SC60° • DN11 - G1/2o IC60° - SN G1/2 SC60° 	<p>0009895 s 0009937 s 0009916 s 0009894 s 0009902 s 0009939 s</p>
	<p>Adaptor HP - 90° - adjustable SN - stainless steel</p> <ul style="list-style-type: none"> • DN6 - G1/4o IC60° - SN G1/4 SC60° • DN8 - G3/8o IC60° - SN G3/8 SC60° 	<p>0009867 s 0009873 s</p>
	<p>Adaptor HP - 90° - rigid - stainless steel</p> <ul style="list-style-type: none"> • DN6 - G1/4o IC60° - G1/4o IC60° • DN8 - G3/8o IC60° - G3/8o IC60° 	<p>0009824 s 0009893 s</p>
<p>Other versions on request</p>		

HOSES








HP-hoses • LP-hoses

	Item	Item no. ¹
	<p>HP-hose - textile - sealing cone - stainless steel</p> <ul style="list-style-type: none"> • PN260 - DN3 - 7,5m - 2x SN G1/4 NPS SC • PN260 - DN4 - 5,0m - 2x SN G1/4 SC • PN260 - DN4 - 7,5m - 2x SN M16x1,5 SC • PN260 - DN5 - 7,5m - 2x SN G1/4 SC • PN260 - DN6 - 5,0m - 2x SN G1/4 SC • PN260 - DN6 - 5,0m - 2x SN G3/8 SC • PN420 - DN10 - 10,0m - 2x SN M16x1,5 SC 	<ul style="list-style-type: none"> 2300859 s 2300857 s 2300801 s 2300821 s 2300853 s 2300854 s 2300829 s
	<p>Twin hose - textile - sealing cone - stainless steel PN270/10 - DN4/6</p> <ul style="list-style-type: none"> • 7,5m - 2x SN M16x1,5 SC - 2x SN G1/4 SC • 15,0m - 2x SN M16x1,5 SC - 2x SN G1/4 SC • 20,0m - 2x SN M16x1,5 SC - 2x SN G1/4 SC • 7,5m - 2x SN G1/4 NPS SC - 2x SN G1/4 SC 	<ul style="list-style-type: none"> 2300806 s 2300807 s 2300805 s 2300889 s
	<p>Return hose</p> <ul style="list-style-type: none"> • PN260 - DN6 - 1,0m - SN G3/8 SC - kink protection • PN20 - DN9 - 1,0m - SN G3/8 SC 	<ul style="list-style-type: none"> 0036801 s 0036804 s
	<p>Return hose - Spray-Pack</p> <ul style="list-style-type: none"> • PN20 - DN9 - 0,87m - SN G3/8 SC - 180° elbow <p>Other versions on request Swivel joints (p. 60)</p>	<ul style="list-style-type: none"> 0036802 s

CLEANING MAINTENANCE



Cleaning • Maintenance	Artikel	Artikel Nr. ¹
	<p>Tip cleaning box, 11 pieces, flat brush, cleaning needles, circular brushes, special fluid, functional window box</p>	0073812 s
	<p>Tip cleaning flat brush plastic</p>	0073811 s
	<p>Tip cleaning needles, 12 pieces, size 10, plastic box</p>	0073801 s
	<p>Flushing valve - PN250 - DN10 - 3x G3/8i - stainless steel</p> <p>For easy switching from spraying to cleaning, compact design, double sided pressure while spraying with several spray guns</p> <p>Options: Actuator - pneumatic, single acting with magnetic valve - for flushing valve - PN250 - DN10 - 3x G3/8i (no pic.) Actuator - pneumatic, double acting with end position feedback - for flushing valve - PN250 - DN10 - 3x G3/8i (no pic.)</p>	1019900 s 1019901 s 1019902 s
	<p>Anti-freeze lubricant for air driven motors (no pic.)</p> <ul style="list-style-type: none"> • 1000 ml <p>Lubricant for piston pumps</p> <ul style="list-style-type: none"> • 250 ml • 5000 ml (canister) <p>Other versions on request</p>	0999805 s 0999801 s 0999803 s

IBK LINES



B BASIC LINE

- Low material volume
- Small series finishing
- Fast change of material
- Airless or Air-Combi



30-20

IBK price
advantage

S SPRAY-PACK LINE

- Optimized material consumption
- Reduced cleaning fluid needed
- Direct filling with suction cup
- Airless or Air-Combi



40-35

Approved
IBK quality

A ADVANCE LINE

- Medium material volume
- Up to 30L material container
- Integrated elevator, manual
- Airless or Air-Combi



30-50

45-80



Ready for
use systems

MASTER LINE

- Medium to high material volume
- Pneumatic elevator, easy material changing
- ECO-LINE agitator, 85% energy saving
- Airless or Air-Combi

75-160



Perfectly
configured

HEAVY LINE

- High material volume
- High pressure application
- High viscosity
- Airless spray system

63-320



EX EXTREME LINE

- Mobile system for massive corrosion protection e.g. offshore, steel- and machine-manufacturing
- Airless spray system

Basic Line Airless



B BASIC
BLINE
A 30-20



Consisting of:

- Piston pump 30-20 incl. wall bracket and lubricant
- Air regulator - manometer - 0 up to 10 bar - 7,2 plug - G3/8o
- Inline filter PN250 - 2x M16x1,5o - lateral connection G1/4i * (p. 52)
- Plug in filter long - 50 up to 300µm * (p. 52)
- Suction tube Ø 22 - 420 - SN M36x2 SC60° - SF * (p. 29)
- HP-hose PN260 - DN4 - 7,5m - 2x SN M16x1,5 SC * (p. 72)
- Airless-spray gun IBK Q245 - (p. 58)
- Reversible tip 393QXXX * (p. 59)
- Bracket „Light version“ - P20 up to P50 (p. 22)

* as required

Item no.

8003020

Basic Line Air-Combi



B BASIC
BLINE
AC 30-20



Consisting of:

- Piston pump 30-20 incl. wall bracket and lubricant
- Twin air regulator - 2 manometers - 10 bar - 7,2 plug - G3/8o - G1/4o IC60°
- Inline filter PN250 - 2x M16x1,5o - lateral connection G1/4i * (p. 52)
- Plug in filter long - 50 up to 300µm * (p. 52)
- Suction tube Ø 22 - 420 - SN M36x2 SC60° - SF * (p. 29)
- Twin hose PN270/10 - DN4/6 - 7,5m - 2x SN M16x1,5 SC / G1/4 SC * (p. 72)
- Air-Combi-spray gun IBK 6000 - gap filter (p. 58)
- Air-Combi tip 393CXXX * (p. 59)
- Bracket „Light version“ - P20 up to P50 (p. 22)

* as required

Item no.

8013020

Spray-Pack Line Airless

SPRAY-PACK
S LINE
A 40-35



Consisting of:

- Spray-Pack 40-35
- HP-filter PN500 - DN9 - 114 - BV 2x G3/8o IC60°- In/Out * (p. 50)
- Filter insert Ø 27 - 114 - 40 up to 530 µm * (p. 51)
- HP-hose PN 260 - DN4 - 7,5m - 2x SN M16x1,5 SC * (p. 72)
- Return hose PN20 - DN9 - 0,87m - SN G3/8 SC - 180° elbow (p. 72)
- Airless-spray gun IBK Q245 - (p. 58)
- Reversible tip 393QXXX * (p. 59)
- Trolley „Standard“ (p. 22)

* as required

Item no.

8104035



Spray-Pack Line Air-Combi

SPRAY-PACK
S LINE
AC 40-35



Consisting of:

- Spray-Pack 40-35
- HP-filter PN500 - DN9 - 114 - BV 2x G3/8o IC60°- In/Out * (p. 50)
- Filter insert Ø 27 - 114 - 40 up to 530 µm * (p. 51)
- Twin hose PN 270/10 - DN4/6 - 7,5m - 2x SN M16x1,5 SC / G1/4 SC * (p. 72)
- Return hose PN20 - DN9 - 0,87m - SN G3/8 SC - 180° elbow (p. 72)
- Air-Combi spray gun IBK 6000 - gap filter (p. 58)
- Air-Combi tip 393CXXX * (p. 59)
- Trolley „Standard“ (p. 22)

* as required

Item no.

8114035



Advance Line Airless



ADVANCE
A LINE
A 30-50



Consisting of:

- Piston pump 30-50 incl. wall bracket and lubricant
- Air regulator - manometer - 0 up to 10 bar - 7,2 plug - G3/8o
- HP-filter PN500 - DN9 - 114 - BV 2x G3/8o IC60° - In/Out * (p. 50)
- Filter insert Ø 27 - 114 - 40 up to 530µm * (p. 51)
- Suction tube Ø 22 - 420 - SN M36x2 SC60° - SF * (p. 29)
- HP-hose PN260 - DN4 - 7,5m - 2x SN M16x1,5 SC * (p. 72)
- Airless-spray gun IBK Q245 - (p. 58)
- Reversible tip 393QXXX * (p. 59)
- Manual elevator - mobile - 25kg - 480 stroke (p. 23)

* as required

Item no.

8203050

Advance Line Air-Combi



ADVANCE
A LINE
AC 30-50



Consisting of:

- Piston pump 30-50 incl. wall bracket and lubricant
- Twin air regulator - 2 manometers - 10 bar - 7,2 plug - G3/8o - G1/4o IC60°
- HP-filter PN500 - DN9 - 114 - BV 2x G3/8o IC60° - In/Out * (p. 50)
- Filter insert Ø 27 - 114 - 40 up to 530µm * (p. 51)
- Suction tube Ø 22 - 420 - SN M36x2 SC60° - SF * (p. 29)
- Twin hose PN270/10 - DN4/6 - 7,5m - 2x SN M16x1,5 SC / G1/4 SC * (p. 72)
- Air-Combi-spray gun IBK 6000 - gap filter (p. 58)
- Air-Combi-tip 393CXXX * (p. 59)
- Manual elevator - mobile - 25kg - 480 stroke (p. 23)

* as required

Item no.

8213050

Master Line Airless



Consisting of:

- Piston pump 45-80 incl. wall bracket and lubricant
- Air regulator - manometer - 0 up to 10 bar - 7,2 plug - G3/8o
- HP-filter PN500 - DN9 - 114 - BV 2x G3/8o IC60° - In/Out * (p. 50)
- Filter insert Ø 27 - 114 - 40 up to 530 µm * (p. 51)
- Suction tube Ø 22 - 420 - SN M36x2 SC60° - SF * (p. 29)
- HP-hose PN 260 - DN4 - 7,5m - 2x SN M16x1,5 SC * (p. 72)
- Airless-spray gun HDP 500 - PN500 - incl. tip mounting * (p. 58)
- Reversible tip PN500 * (p. 59)
- Container lid 30L - foldable - Ø 350 - 80 - Ø 55 - Ø 28,5 - G3/8i - mounting
- ECO-Line agitator type 3Nm, Ø 14 - Ø 16, Ø 16 - 300, VS Ø 125 - Ø 16 CW - Ø 80 - HN Ø 100 - 4x M5
- Mounting plate P20 up to P110 - container lid
- Pneumatic elevator incl. safety control - mobile - 50kg - 425 stroke

* as required

Item no.

8304580



Master Line Air-Combi



Consisting of:

- Piston pump 45-80 incl. wall bracket and lubricant
- Twin air regulator - 2 manometers - 10 bar - 7,2 plug - G3/8o - G1/4o IC
- HP-filter PN500 - DN9 - 114 - BV 2x G3/8o IC60° - In/Out * (p. 50)
- Filter insert Ø 27 - 114 - 40 up to 530 µm * (p. 51)
- Suction tube Ø 22 - 420 - SN M36x2 SC60° - SF * (p. 29)
- Twin hose PN 270/10 - DN4/6 - 7,5m - 2x SN M16x1,5 SC / G1/4 SC * (p. 72)
- Air-Combi-spray gun IBK 6000 - gap filter (p. 58)
- Air-Combi-tip 393CXXX * (p. 59)
- Container lid 30L - foldable - Ø 350 - 80 - Ø 55 - Ø 28,5 - G3/8i - mounting
- ECO-Line agitator type 3Nm, Ø 14 - Ø 16, Ø 16 - 300, VS Ø 125 - Ø 16 CW - Ø 80 - HN Ø 100 - 4x M5
- Mounting plate P20 up to P110 - container lid
- Pneumatic elevator incl. safety control - mobile - 50kg - 425 stroke

* as required

Item no.

8314580



Heavy Line Airless



HEAVY LINE

A 75-160



Consisting of:

- Piston pump 75-160 incl. wall bracket and lubricant
- Air regulator - manometer - 0 up to 12 bar - 2x G1i
- HP-filter PN500 - DN9 - 114 - BV 2x G3/8o IC60° - In/Out * (p. 50)
- Filter insert Ø 27 - 114 - 40 up to 530µm * (p. 51)
- Suction hose DN25 - 1,7m - SN M36x2 SC60° - 90° - 900 - 90° - SF * (p. 30)
- HP-hose PN420 - DN10 - 10m - 2x SN M16x1,5 SC * (p. 72)
- Airless spray gun HDP 500 - PN500 - incl. tip mounting * (p. 58)
- Reversible tip PN500 *
- Trolley „Type 630“ (p. 22)

* as required

Item no.

8475160



Extreme Line Airless

**EX EXTREME
LINE**
A 63-320




Consisting of:

- Piston pump 63-320 incl. wall bracket and lubricant
- Air regulator - manometer - 0 up to 12 bar - 2x G1i
- HP-filter PN500 - DN9 - 114 - BV 2x G3/8o IC60° - In/Out * (p. 50)
- Filter insert Ø 27 - 114 - 40 up to 530µm * (p. 51)
- Suction hose DN25 - 1,7m - SN M36x2 SC60° - 90° - 900 - 90° - SF * (p. 30)
- HP-hose PN420 - DN10 - 10m - 2x SN M16x1,5 SC * (p. 72)
- Airless spray gun HDP 500 - PN500 - incl. tip mounting * (p. 58)
- Reversible tip PN500 *
- Trolley „Type 630" (p. 22)

* as required



Item no.

8563320



Individual concepts with adjustable electronic control or fixed mixing ratio with mechanical mixing unit for 2K/3K spray systems for complex requirements.
We can gladly advise you about the possibilities for your business.

For example fully digital controlled with extensive data saving and data read out functions



1. General information

All our deliveries, services and offers are based exclusively on these terms and conditions. They also apply to all future contracts, orders and other services, even if they are not explicitly agreed anew. Deviating terms – also in other general terms and conditions – only apply if they are legally mandatory or have been explicitly agreed with us. Any objection by our contracting partner in reference to their own terms and conditions is hereby refuted.

2. Offer, order and contract conclusion

- 2.1 We are bound to our offers for 2 weeks, unless a different period is stated or the offer is indicated as "non-binding".
- 2.2 Spoken or telephone orders, agreements, addendums, amendments and/or subsidiary agreements are only valid if confirmed in writing.
- 2.3 The contract content is in the following order: (1) the content of an individual contract signed by both contracting parties, (2) the spoken agreements confirmed in writing made during or before contract conclusion, (3) our written order confirmation, (4) our offer/order letter with all documents (e.g. service descriptions, drawings, sketches), (5) these general contract conditions, (6) the specifications in our latest sales documents regarding material descriptions, raw materials, aids, equipment, production processes etc.
- 2.4 Our stated measurements and specification descriptions are binding. Later changes entitle us to extend the delivery periods accordingly and to request additional recompense for any extra costs incurred by the changes.

3. Prices

Our prices are fixed prices. Freight, packaging and freight insurance premiums are additional. If the VAT rate changes, we are entitled to adjust the price accordingly.

4. Delivery and services

- 4.1 Delivery periods or schedules that are not explicitly stated as binding or confirmed are approximate periods and schedules. Binding/fixed schedules are extended appropriately under the conditions of clause 2.4.
- 4.2 If we cannot perform on time for reasons for which we are not responsible, we are free from our fulfilment obligations for as long as these circumstances last. This applies in particular for faulty supplies of raw materials, aids and equipment, machine damage, operational or transport disruptions, force majeure, strikes and official measures. The delivery periods are extended accordingly, unless a later delivery is not feasible for our contracting partner or they entitle us to withdraw from the contract.

5. Payments

- 5.1 Our invoices are due for payment within 30 days (net without deductions), for payments within 8 days from the invoice date a 2% discount can be deducted. Any supplementary transaction charges are borne by the payer.
- 5.2 As from the due date, the amount in arrears shall be charged with standard bank interest.
- 5.3 It is only possible to offset against our claims or for the right of retention to be exerted in case of undisputed or legally confirmed counterclaims.

6. Deliveries

- 6.1 If the contractor has taken over the shipment (obligation to send), the risk of coincidental damage or destruction passes over to the contractee as soon as the delivery leaves the plant/warehouse, even if freight paid delivery is agreed.
- 6.2 If delivery items cannot be sent or not in time after manufacturing due to circumstances for which the contractee is responsible, the risk of coincidental damage or destruction passes over to the contractee from the point in time when the notice of dispatch readiness was sent.
- 6.3 With the arrival of the delivery vehicle at the destination and readiness for unloading, the shipment duty of the contractor is fulfilled; the goods are unloaded and stored at the expense and risk of the contractee.


7. Reservation of title


- 7.1 Supplied goods remain our property until they are paid for in full – for deliveries to fully-qualified traders until the fulfilment of all obligations pertaining to the business relationship. If the goods are resold in line with proper business management, the following extended reservation of title applies: with the resale, our contractee assigns all claims including all claims from their extended reservation of title towards their


customers/buyers to us. We accept this assignment.


- 7.2 In case of payment arrears, we are entitled to demand the return of the goods. If the contractee does not return the goods to us within a reasonable deadline, we are entitled to seize the goods and to access the warehouse or other premises of the contractee. The same applies if the contractee interferes impermissibly with the goods supplied under reservation of title and especially does not sell them through legitimate business channels.
 - 7.3 The contractee is obliged not to dispose elsewhere of the assigned claims – including through the extended reservation of title. In case of seizures, confiscations or other disposals/access by third parties regarding the supplied goods or the assigned claims, the contractor must inform us immediately.
- ## 8. Obligation to inspect and give notice of defects
- 8.1 The contractee shall inspect the goods supplied by us as soon as possible after delivery
 - 8.1.1 and give immediate written notice of evident defects and transport damage, at the latest within a limitation period of 3 working days
 - 8.1.2 as well as notify concealed defects in writing within the limitation period.
 - 8.2 Before the contractee process the supplied/manufactured goods further, especially installs them in other products, they must test a suitable number of items as to whether they conform to the properties agreed in the contract and, in case there is any doubt, inform us immediately in writing. We must be given the opportunity to check the test result in order to take suitable measures. The purpose is to prevent consequential damages and/or product liability claims from customers or the customers of contractee customers.
 - 8.3 If the supplied goods or those in which the supplied goods are installed are to be exported abroad – especially outside of the EU – the obligation to inspect and give notice of defects of the contractee also extends to all properties and regulations that could trigger product liability abroad.
 - 8.4 After expiry of the limitation period of 6 months, notification of defects is excluded.
- ## 9. Warranty
- 9.1 We offer a warranty through repair or a replacement, at our discretion. If we fail to provide a repair or replacement, the contractee can request the annulment of the contract.
 - 9.2 Further claims, especially damage compensation due to non-fulfilment or consequential damages, are excluded, unless they are caused by the intent or gross negligence of the contractor.
 - 9.3 Consequential damages are excluded in particular if the contractee processes supplied parts further or has installed them in other machines/products without checking beforehand whether the supplied items are suitable to be installed/processed further or have the properties set out in the contract, or without informing us in case of doubt, cf. clause 8.3.
 - 9.4 We are entitled to refuse any warranty or damage compensation claims if the contractee or third parties have modified the supplied items of their own accord, repaired them or otherwise interfered with them. This does not apply if we have not met our obligations for repair or replacement after expiry of a suitable deadline.
 - 9.5 If operating instructions are supplied, the warranty conditions stated therein apply.
- ## 10. Indemnity against liability
- In our internal relationship, the contractee indemnifies us as the contractor against any third-party claims, also and especially damage compensation claims by end users or customers regarding the supplied, resold and/or installed products in relation to product liability. This also applies to consequential damages that a customer of the contractee or a customer of a customer of the contractee claims.
- ## 11. Severability clause
- If individual clauses are or become invalid, this does not affect the validity of the remaining clauses. The General Terms and Conditions of the company Ingenieur-Büro Kotter GmbH otherwise remain in effect and the invalid clause is to be replaced with a permissible clause that comes the closest to the purpose of the contract.
- ## 12. Place of fulfilment, place of jurisdiction
- 12.1 The place of fulfilment is 45549 Sprockhövel.
 - 12.2 The place of jurisdiction, depending on the dispute, is the District Court Hattingen/Regional Court Essen. The law of the Federal Republic of Germany applies.


Measurements	All sizes without size indication in mm
	L = Length
	W = Width
	H = Height
Thread shortcuts	i = Inner / female thread (after measurement)
	o = Outer / male thread (after measurement)
	IC = Inner cone (after measurements, declaration in angle °)
	SC = Sealing cone (after measurement, declaration in angle °)
	SN = Swivel nut (ahead measurement)
AA-Spray guns • Valves	LN = Locking nut / back nut
	NN = Nozzle nut (socket for nozzle)
Agitators	ID = Insert diameter (for foldable stirring elements)
	AB = Agitator blade angled
	AD = Agitator disc
	ADF = Agitator disc foldable
	SP = Stirring paddle
	SPG = Stirring paddle with guard
	VS = Vortex spiral
	VSG = Vortex spiral with guard
Terms	BV = Ball valve
	CCW = Counter clockwise (view: motor > stirring element)
	CV = Check valve
	CW = Clockwise (view: motor > stirring element)
	DM = Diameter (in mm)
	GLY = Glycerin
	HM = Hardened metal
	HN = Hole pattern
	HP = High pressure (standard max. 250bar)
	LP = Low pressure (standard max. 20bar)
	NP = Nominal pressure (in bar)
	OP = Opening pressure (in bar)
	SF = Suction filter (filter grade in µm or mesh)
	TO = Tube - outer diameter
General marks	conn. = connection
	incl. = inclusive
	no pic. = without picture













PRODUCT CATALOGUE



Website



LinkedIn



IBK
Ingenieur-Büro Kötter GmbH
Am Leveloh 13
D-45549 Sprockhövel

phone +49 (0)2324 974 330
fax +49 (0)2324 974 359
www.ibk-technik.de
info@ibk-technik.de